

This Page Is Inserted by IFW Operations  
and is not a part of the Official Record

## **BEST AVAILABLE IMAGES**

Defective images within this document are accurate representation of  
The original documents submitted by the applicant.

Defects in the images may include (but are not limited to):

- BLACK BORDERS
- TEXT CUT OFF AT TOP, BOTTOM OR SIDES
- FADED TEXT
- ILLEGIBLE TEXT
- SKEWED/SLANTED IMAGES
- COLORED PHOTOS
- BLACK OR VERY BLACK AND WHITE DARK PHOTOS
- GRAY SCALE DOCUMENTS


**IMAGES ARE BEST AVAILABLE COPY.**

**As rescanning documents *will not* correct images,  
please do not report the images to the  
Image Problem Mailbox.**

**THIS PAGE BLANK (USPTO)**



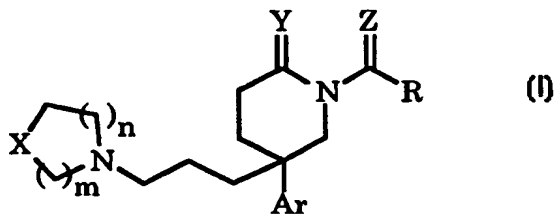
## INTERNATIONAL APPLICATION PUBLISHED UNDER THE PATENT COOPERATION TREATY (PCT)

<b>(51) International Patent Classification <sup>6</sup> :</b> <b>A61K 31/44, 31/445, C07D 211/06, 211/22, 221/20, 401/06, 401/14, 401/14</b>	<b>A1</b>	<b>(11) International Publication Number:</b> <b>WO 98/31364</b> <b>(43) International Publication Date:</b> 23 July 1998 (23.07.98)
<b>(21) International Application Number:</b> PCT/US98/01101 <b>(22) International Filing Date:</b> 20 January 1998 (20.01.98) <b>(30) Priority Data:</b> 60/035,854 21 January 1997 (21.01.97) US 9707490.0 14 April 1997 (14.04.97) GB <b>(71) Applicant (for all designated States except US):</b> MERCK & CO., INC. [US/US]; 126 East Lincoln Avenue, Rahway, NJ 07065 (US). <b>(72) Inventors; and</b> <b>(75) Inventors/Applicants (for US only):</b> MACCOSS, Malcolm [GB/US]; 126 East Lincoln Avenue, Rahway, NJ 07065 (US). MILLS, Sander, G. [US/US]; 126 East Lincoln Avenue, Rahway, NJ 07065 (US). HARRISON, Timothy [GB/GB]; Terlings Park, Eastwick Road, Harlow, Essex CM20 2QR (GB). SWAIN, Christopher, John [GB/GB]; Terlings Park, Eastwick Road, Harlow, Essex CM20 2QR (GB). <b>(74) Common Representative:</b> MERCK & CO., INC.; 126 East Lincoln Avenue, Rahway, NJ 07065 (US).	<b>(81) Designated States:</b> AL, AM, AU, AZ, BA, BB, BG, BR, BY, CA, CN, CU, CZ, EE, GE, GW, HU, ID, IL, IS, JP, KG, KR, KZ, LC, LK, LR, LT, LV, MD, MG, MK, MN, MX, NO, NZ, PL, RO, RU, SG, SI, SK, SL, TJ, TM, TR, TT, UA, US, UZ, VN, YU, ARIPO patent (GH, GM, KE, LS, MW, SD, SZ, UG, ZW), Eurasian patent (AM, AZ, BY, KG, KZ, MD, RU, TJ, TM), European patent (AT, BE, CH, DE, DK, ES, FI, FR, GB, GR, IE, IT, LU, MC, NL, PT, SE), OAPI patent (BF, BJ, CF, CG, CI, CM, GA, GN, ML, MR, NE, SN, TD, TG).  <b>Published</b> <i>With international search report.</i>  	

**(54) Title:** 3,3-DISUBSTITUTED PIPERIDINES AS MODULATORS OF CHEMOKINE RECEPTOR ACTIVITY

**(57) Abstract**

The present invention is directed to 3,3-disubstituted piperidines of formula (I), (wherein X, Y, Z, Ar, R, m and n are defined herein) which are useful as modulators of chemokine receptor activity. In particular, these compounds are useful as modulators of the chemokine receptors CCR-1, CCR-2, CCR-2A, CCR-2B, CCR-3, CCR-4, CCR-5, CXCR-3, and/or CXCR-4.



**FOR THE PURPOSES OF INFORMATION ONLY**

Codes used to identify States party to the PCT on the front pages of pamphlets publishing international applications under the PCT.

<b>AL</b>	Albania	<b>ES</b>	Spain	<b>LS</b>	Lesotho	<b>SI</b>	Slovenia
<b>AM</b>	Armenia	<b>FI</b>	Finland	<b>LT</b>	Lithuania	<b>SK</b>	Slovakia
<b>AT</b>	Austria	<b>FR</b>	France	<b>LU</b>	Luxembourg	<b>SN</b>	Senegal
<b>AU</b>	Australia	<b>GA</b>	Gabon	<b>LV</b>	Latvia	<b>SZ</b>	Swaziland
<b>AZ</b>	Azerbaijan	<b>GB</b>	United Kingdom	<b>MC</b>	Monaco	<b>TD</b>	Chad
<b>BA</b>	Bosnia and Herzegovina	<b>GE</b>	Georgia	<b>MD</b>	Republic of Moldova	<b>TG</b>	Togo
<b>BB</b>	Barbados	<b>GH</b>	Ghana	<b>MG</b>	Madagascar	<b>TJ</b>	Tajikistan
<b>BE</b>	Belgium	<b>GN</b>	Guinea	<b>MK</b>	The former Yugoslav Republic of Macedonia	<b>TM</b>	Turkmenistan
<b>BF</b>	Burkina Faso	<b>GR</b>	Greece	<b>ML</b>	Mali	<b>TR</b>	Turkey
<b>BG</b>	Bulgaria	<b>HU</b>	Hungary	<b>MN</b>	Mongolia	<b>TT</b>	Trinidad and Tobago
<b>BJ</b>	Benin	<b>IE</b>	Ireland	<b>MR</b>	Mauritania	<b>UA</b>	Ukraine
<b>BR</b>	Brazil	<b>IL</b>	Israel	<b>MW</b>	Malawi	<b>UG</b>	Uganda
<b>BY</b>	Belarus	<b>IS</b>	Iceland	<b>MX</b>	Mexico	<b>US</b>	United States of America
<b>CA</b>	Canada	<b>IT</b>	Italy	<b>NE</b>	Niger	<b>UZ</b>	Uzbekistan
<b>CF</b>	Central African Republic	<b>JP</b>	Japan	<b>NL</b>	Netherlands	<b>VN</b>	Viet Nam
<b>CG</b>	Congo	<b>KE</b>	Kenya	<b>NO</b>	Norway	<b>YU</b>	Yugoslavia
<b>CH</b>	Switzerland	<b>KG</b>	Kyrgyzstan	<b>NZ</b>	New Zealand	<b>ZW</b>	Zimbabwe
<b>CI</b>	Côte d'Ivoire	<b>KP</b>	Democratic People's Republic of Korea	<b>PL</b>	Poland		
<b>CM</b>	Cameroon	<b>KR</b>	Republic of Korea	<b>PT</b>	Portugal		
<b>CN</b>	China	<b>KZ</b>	Kazakstan	<b>RO</b>	Romania		
<b>CU</b>	Cuba	<b>LC</b>	Saint Lucia	<b>RU</b>	Russian Federation		
<b>CZ</b>	Czech Republic	<b>LI</b>	Liechtenstein	<b>SD</b>	Sudan		
<b>DE</b>	Germany	<b>LK</b>	Sri Lanka	<b>SE</b>	Sweden		
<b>DK</b>	Denmark	<b>LR</b>	Liberia	<b>SG</b>	Singapore		
<b>EE</b>	Estonia						

## TITLE OF THE INVENTION

3,3-DISUBSTITUTED PIPERIDINES AS MODULATORS OF  
CHEMOKINE RECEPTOR ACTIVITY

## 5 BACKGROUND OF THE INVENTION

Chemokines are chemotactic cytokines that are released by a wide variety of cells to attract macrophages, T cells, eosinophils, basophils and neutrophils to sites of inflammation (reviewed in Schall, Cytokine, 3, 165-183 (1991) and Murphy, Rev. Immun., 12, 593-633 (1994)).

10 There are two classes of chemokines, C-X-C ( $\alpha$ ) and C-C ( $\beta$ ), depending on whether the first two cysteines are separated by a single amino acid (C-X-C) or are adjacent (C-C). The  $\alpha$ -chemokines, such as interleukin-8 (IL-8), neutrophil-activating protein-2 (NAP-2) and melanoma growth

15 stimulatory activity protein (MGSA) are chemotactic primarily for neutrophils, whereas  $\beta$ -chemokines, such as RANTES, MIP-1 $\alpha$ , MIP-1 $\beta$ , monocyte chemotactic protein-1 (MCP-1), MCP-2, MCP-3 and eotaxin are chemotactic for macrophages, T-cells, eosinophils and basophils (Deng, et al., Nature, 381, 661-666 (1996)).

The chemokines bind specific cell-surface receptors

20 belonging to the family of G-protein-coupled seven-transmembrane-domain proteins (reviewed in Horuk, Trends Pharm. Sci., 15, 159-165 (1994)) which are termed "chemokine receptors." On binding their cognate ligands, chemokine receptors transduce an intracellular signal though the associated trimeric G protein, resulting in a rapid increase

25 in intracellular calcium concentration. There are at least seven human chemokine receptors that bind or respond to  $\beta$ -chemokines with the following characteristic pattern: CCR-1 (or "CKR-1" or "CC-CKR-1") [MIP-1 $\alpha$ , MIP-1 $\beta$ , MCP-3, RANTES] (Ben-Barruch, et al., J. Biol. Chem., 270, 22123-22128 (1995); Beote, et al, Cell, 72, 415-425 (1993)); CCR-

30 2A and CCR-2B (or "CKR-2A"/"CKR-2A" or "CC-CKR-2A"/"CC-CKR-2A") [MCP-1, MCP-3, MCP-4]; CCR-3 (or "CKR-3" or "CC-CKR-3") [eotaxin, RANTES, MCP-3] (Combadiere, et al., J. Biol. Chem., 270, 16491-16494 (1995); CCR-4 (or "CKR-4" or "CC-CKR-4") [MIP-1 $\alpha$ , RANTES, MCP-1] (Power, et al., J. Biol. Chem., 270, 19495-19500 (1995));

35 CCR-5 (or "CKR-5" or "CC-CKR-5") [MIP-1 $\alpha$ , RANTES, MIP-1 $\beta$ ]

(Sanson, et al., Biochemistry, 35, 3362-3367 (1996)); and the Duffy blood-group antigen [RANTES, MCP-1] (Chaudhun, et al., J. Biol. Chem., 269, 7835-7838 (1994)). The  $\beta$ -chemokines include eotaxin, MIP ("macrophage inflammatory protein"), MCP ("monocyte chemoattractant protein") and  
5 RANTES ("regulation-upon-activation, normal T expressed and secreted").

Chemokine receptors, such as CCR-1, CCR-2, CCR-2A, CCR-2B, CCR-3, CCR-4, CCR-5, CXCR-3, CXCR-4, have been implicated as being important mediators of inflammatory and immunoregulatory  
10 disorders and diseases, including asthma and allergic diseases, as well as autoimmune pathologies such as rheumatoid arthritis and atherosclerosis. For example, the chemokine receptor CCR-3 plays a pivotal role in attracting eosinophils to sites of allergic inflammation. Accordingly, agents which modulate chemokine receptors would be  
15 useful in such disorders and diseases.

A retrovirus designated human immunodeficiency virus (HIV-1) is the etiological agent of the complex disease that includes progressive destruction of the immune system (acquired immune deficiency syndrome; AIDS) and degeneration of the central and  
20 peripheral nervous system. This virus was previously known as LAV, HTLV-III, or ARV.

Certain compounds have been demonstrated to inhibit the replication of HIV, including soluble CD4 protein and synthetic derivatives (Smith, et al., Science, 238, 1704-1707 (1987)), dextran sulfate,  
25 the dyes Direct Yellow 50, Evans Blue, and certain azo dyes (U.S. Patent No. 5,468,469). Some of these antiviral agents have been shown to act by blocking the binding of gp120, the coat protein of HIV, to its target, the CD4 glycoprotein of the cell.

Entry of HIV-1 into a target cell requires cell-surface CD4  
30 and additional host cell cofactors. Fusin has been identified as a cofactor required for infection with virus adapted for growth in transformed T-cells, however, fusin does not promote entry of macrophagetropic viruses which are believed to be the key pathogenic strains of HIV in vivo. It has recently been recognized that for efficient entry into target  
35 cells, human immunodeficiency viruses require the chemokine

receptors CCR-5 and CXCR-4, as well as the primary receptor CD4 (Levy, *N. Engl. J. Med.*, 335(20), 1528-1530 (Nov. 14 1996)). The principal cofactor for entry mediated by the envelope glycoproteins of primary macrophage-trophic strains of HIV-1 is CCR5, a receptor for the  $\beta$ -chemokines RANTES, MIP-1 $\alpha$  and MIP-1 $\beta$  (Deng, et al., *Nature*, 381, 661-666 (1996)). HIV attaches to the CD4 molecule on cells through a region of its envelope protein, gp120. It is believed that the CD-4 binding site on the gp120 of HIV interacts with the CD4 molecule on the cell surface, and undergoes conformational changes which allow it to bind to another cell-surface receptor, such as CCR5 and/or CXCR-4. This brings the viral envelope closer to the cell surface and allows interaction between gp41 on the viral envelope and a fusion domain on the cell surface, fusion with the cell membrane, and entry of the viral core into the cell. Macrophage-tropic HIV and SIV envelope proteins have been shown to induce a signal through CCR-5 on CD4+ cells resulting in chemotaxis of T cells which may enhance the replication of the virus (Weissman, et al., *Nature*, 389, 981-985 (1997)). It has been shown that  $\beta$ -chemokine ligands prevent HIV-1 from fusing with the cell (Dragic, et al., *Nature*, 381, 667-673 (1996)). It has further been demonstrated that a complex of gp120 and soluble CD4 interacts specifically with CCR-5 and inhibits the binding of the natural CCR-5 ligands MIP-1 $\alpha$  and MIP-1 $\beta$  (Wu, et al., *Nature*, 384, 179-183 (1996); Trkola, et al., *Nature*, 384, 184-187 (1996)).

Humans who are homozygous for mutant CCR-5 receptors which do not serve as co-receptors for HIV-1 in vitro appear to be unusually resistant to HIV-1 infection and are not immunocompromised by the presence of this genetic variant (*Nature*, 382, 722-725 (1996)). Similarly, an alteration in the CCR-2 gene, CCR2-641, can prevent the onset of full-blown AIDS (Smith, et al., *Science*, 277, 959-965 (1997)). Absence of CCR-5 appears to confer protection from HIV-1 infection (*Nature*, 382, 668-669 (1996)). An inherited mutation in the gene for CCR5, Delta 32, has been shown to abolish functional expression of the gene and individuals homozygous for the mutation are apparently not susceptible to HIV infection. Other chemokine receptors may be used by some strains of HIV-1 or may be favored by non-sexual routes of

transmission. Although most HIV-1 isolates studied to date utilize CCR-5 or fusin, some can use both as well as the related CCR-2B and CCR-3 as co-receptors (Nature Medicine, 2(11), 1240-1243 (1996)). Nevertheless, drugs targeting chemokine receptors may not be unduly  
5 compromised by the genetic diversity of HIV-1 (Zhang, et al., Nature, 383, 768 (1996)). The  $\beta$ -chemokine macrophage-derived chemokine (MDC) has been shown to inhibit HIV-1 infection (Pal, et al., Science, 278 (5338), 695-698 (1997)). The chemokines RANTES, MIP-1 $\alpha$ , MIP-1 $\beta$ , vMIP-I, vMIP-II, SDF-1 have also been shown to suppress HIV. A  
10 derivative of RANTES, (AOP)-RANTES, is a subnanomolar antagonist of CCR-5 function in monocytes (Simmons, et al., Science, 276, 276-279 (1997)). Monoclonal antibodies to CCR-5 have been reported to block infection of cells by HIV in vitro. Accordingly, an agent which could block chemokine receptors in humans who possess normal chemokine  
15 receptors should prevent infection in healthy individuals and slow or halt viral progression in infected patients (see Science, 275, 1261-1264 (1997)). By focusing on the host's cellular immune response to HIV infection, better therapies towards all subtypes of HIV may be provided. These results indicate that inhibition of chemokine receptors presents a  
20 viable method for the prevention or treatment of infection by HIV and the prevention or treatment of AIDS.

The peptides eotaxin, RANTES, MIP-1 $\alpha$ , MIP-1 $\beta$ , MCP-1, and MCP-3 are known to bind to chemokine receptors. As noted above, the inhibitors of HIV-1 replication present in supernatants of CD8+ T  
25 cells have been characterized as the  $\beta$ -chemokines RANTES, MIP-1 $\alpha$  and MIP-1 $\beta$ . U.S. Patent Nos. 5,340,822, 5,350,852, 5,434,158, 5,559,132, 5,589,489, and 5,635,510 and PCT Patent Publication WO 95/05377 disclose certain compounds as tachykinin antagonists. EPO Patent Publications EP 0 512 901 (published Nov. 11, 1992), EP 0 673 928 (published Sep. 27,  
30 1995) and EP 0 723 959 (published Jul. 31, 1996) disclose certain piperidines as tachykinin antagonists. A poster presentation by T. Harrison, et al. (Gordon Conference on Medicinal Chemistry, Colby Sawyer College, New London, NH, August 4-9, 1996) disclosed certain 3,3-disubstituted piperidines as tachykinin antagonists.

35



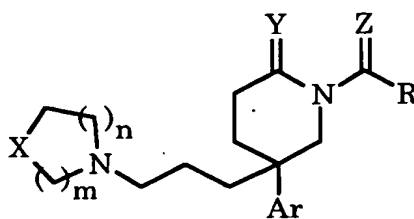
## SUMMARY OF THE INVENTION

The present invention is directed to compounds which are modulators of chemokine receptor activity and are useful in the prevention or treatment of certain inflammatory and immunoregulatory disorders and diseases, including asthma and allergic diseases, as well as autoimmune pathologies such as rheumatoid arthritis and atherosclerosis. The invention is also directed to pharmaceutical compositions comprising these compounds and the use of these compounds and compositions in the prevention or treatment of such diseases in which chemokine receptors are involved.

The present invention is further concerned with compounds which inhibit the entry of human immunodeficiency virus (HIV) into target cells and are of value in the prevention of infection by HIV, the treatment of infection by HIV and the prevention and/or treatment of the resulting acquired immune deficiency syndrome (AIDS). The present invention also relates to pharmaceutical compositions containing the compounds and to a method of use of the present compounds and other agents for the prevention and treatment of AIDS and viral infection by HIV.

## DETAILED DESCRIPTION OF THE INVENTION

The present invention is directed to a compound of formula I:



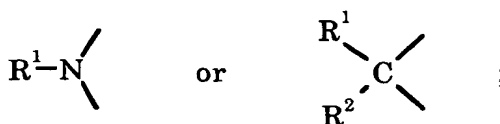
(I)

wherein:

m is zero, 1 or 2;

n is 1, 2 or 3, with the proviso that the sum of m + n is 1 to 4;

X is:



one of Y and Z is =O whereas the other represents two hydrogen atoms;

- 5 Ar is selected from the group consisting of:  
 unsubstituted phenyl;  
 phenyl which is substituted by 1, 2 or 3 substituents selected  
 from: hydroxy, cyano, halogen, trifluoromethyl,  
 C<sub>1</sub>-6alkyl, C<sub>2</sub>-6alkenyl, C<sub>2</sub>-6alkynyl, C<sub>3</sub>-7cycloalkyl,  
 10 C<sub>3</sub>-7cycloalkylC<sub>1</sub>-4alkyl, and C<sub>1</sub>-6alkoxy;  
 thienyl; benzothienyl; naphthyl; unsubstituted indolyl; and  
 indolyl which is substituted on the nitrogen atom by a C<sub>1</sub>-  
 4alkyl group;
- 15 R is selected from the group consisting of:  
 unsubstituted phenyl; and  
 phenyl substituted by 1, 2 or 3 substituents selected from:  
 hydroxy, cyano, halogen, trifluoromethyl, C<sub>1</sub>-6alkyl,  
 C<sub>2</sub>-6alkenyl, C<sub>2</sub>-6alkynyl, C<sub>3</sub>-7cycloalkyl, C<sub>3</sub>-  
 20 7cycloalkylC<sub>1</sub>-4alkyl, and C<sub>1</sub>-6alkoxy;
- R<sup>1</sup> is selected from the group consisting of:  
 hydrogen; C<sub>1</sub>-6alkyl;  
 C<sub>1</sub>-6alkyl substituted by 1 or 2 substituents selected from:  
 25 hydroxy, -OR<sup>3</sup>, oxo, -NHCOR<sup>3</sup>, -NR<sup>3</sup>R<sup>4</sup>, cyano,  
 halogen, trifluoromethyl, unsubstituted phenyl, and  
 phenyl substituted by 1 or 2 substituents selected  
 from: hydroxy, cyano, halogen and trifluoromethyl;  
 unsubstituted phenyl;  
 30 phenyl substituted by 1, 2 or 3 substituents selected from:  
 hydroxy, cyano, -C(O)NR<sup>3</sup>R<sup>4</sup>, -NR<sup>3</sup>R<sup>4</sup>, -NR<sup>3</sup>COR<sup>4</sup>,

halogen, trifluoromethyl, C<sub>1-4</sub>alkyl, -S(O)<sub>p</sub>C<sub>1-4</sub>alkyl  
and -C(O)R<sup>3</sup>;

unsubstituted aryl;

aryl substituted by 1, 2 or 3 substituents selected from :

5 hydroxy, cyano, -C(O)NR<sup>3</sup>R<sup>4</sup>, -NR<sup>3</sup>R<sup>4</sup>, -NR<sup>3</sup>COR<sup>4</sup>,  
halogen, trifluoromethyl, C<sub>1-4</sub>alkyl, -S(O)<sub>p</sub>C<sub>1-4</sub>alkyl  
and -C(O)R<sup>3</sup>; and

10 a saturated heterocyclic ring of 4, 5 or 6 ring atoms which  
ring contains 1 or 2 nitrogen atoms, one of which may be at  
the point of attachment to the remainder of the molecule,  
and optionally containing in the ring an oxygen atom,  
which ring is substituted on any available nitrogen atom by  
15 a group R<sup>5</sup> and which ring may be further substituted by a  
group selected from: hydroxyC<sub>1-4</sub>alkyl, C<sub>1-4</sub>alkoxyC<sub>1-4</sub>  
alkoxy, oxo and COR<sup>3</sup>, and which ring may have fused  
thereto a phenyl ring, wherein the phenyl ring may be  
substituted by 1 or 2 substituents selected from: hydroxy,  
cyano, -C(O)NR<sup>3</sup>R<sup>4</sup>, -NR<sup>3</sup>R<sup>4</sup>, -NR<sup>3</sup>COR<sup>4</sup>, halogen,  
trifluoromethyl, C<sub>1-4</sub>alkyl, -S(O)<sub>p</sub>C<sub>1-4</sub>alkyl, and -C(O)R<sup>3</sup>;

20

R<sup>2</sup> is selected from:

25 C<sub>1-6</sub>alkyl hydroxyC<sub>1-6</sub>alkyl, hydroxy, OR<sup>3</sup>, halogen,  
trifluoromethyl, nitro, cyano, -NR<sup>3</sup>R<sup>4</sup>, -NHCOR<sup>3</sup>, -  
NR<sup>3</sup>COR<sup>4</sup>, -NHCO<sub>2</sub>R<sup>3</sup>, -NR<sup>3</sup>CO<sub>2</sub>R<sup>4</sup>, -NHS(O)<sub>p</sub>R<sup>3</sup>, -  
NR<sup>3</sup>S(O)<sub>p</sub>R<sup>4</sup>, -CONR<sup>3</sup>R<sup>4</sup>, -COR<sup>3</sup>, -CO<sub>2</sub>R<sup>3</sup> and -S(O)<sub>p</sub>R<sup>3</sup>;

30

or R<sup>1</sup> and R<sup>2</sup> are joined together to form a 5- or 6-membered non-  
aromatic ring which may contain in the ring 1 or 2 groups  
of the formula -NR<sup>5</sup>, which ring is optionally substituted by  
an oxo group and which ring may be substituted by, or have  
fused thereto, a phenyl group, wherein the phenyl ring may  
be substituted by 1 or 2 substituents selected from: hydroxy,

cyano,  $-\text{C}(\text{O})\text{NR}^3\text{R}^4$ ,  $-\text{NR}^3\text{R}^4$ ,  $-\text{NR}^3\text{COR}^4$ , halogen, trifluoromethyl,  $\text{C}_{1-4}$ alkyl,  $-\text{S}(\text{O})_p\text{C}_{1-4}$ alkyl, and  $-\text{C}(\text{O})\text{R}^3$ ;

$\text{R}^3$  and  $\text{R}^4$  are each independently selected from:

- 5           hydrogen;  
            unsubstituted  $\text{C}_{1-6}$ alkyl;  
             $\text{C}_{1-6}$ alkyl substituted by 1 or 2 substituents selected from  
                    unsubstituted: phenyl, hydroxy, oxo, cyano,  $\text{C}_{1-4}$   
                    alkoxy and trifluoromethyl;
- 10            $\text{C}_{1-6}$ alkoxy;  
            unsubstituted phenyl; and  
            phenyl substituted by 1, 2 or 3 substituents selected from:  
                    hydroxy,  $\text{C}_{1-4}$ alkyl, cyano, halogen, and  
                    trifluoromethyl;
- 15           or the group  $-\text{NR}^3\text{R}^4$  is a saturated or partially saturated  
            heterocyclic ring of 4 to 7 ring atoms, which ring may  
            optionally contain in the ring one oxygen or sulfur atom or a  
            group selected from:  $-\text{NR}^5$ -,  $-\text{S}(\text{O})$ - or  $-\text{S}(\text{O})_2$ - and which  
            ring may be optionally substituted by one or two groups  
20           selected from: hydroxy $\text{C}_{1-4}$ alkyl,  $\text{C}_{1-4}$ alkoxy $\text{C}_{1-4}$ alkyl, oxo,  
             $-\text{COR}^6$  and  $-\text{CO}_2\text{R}^6$ ;

$\text{R}^5$  is selected from:

- hydrogen,  $\text{C}_{1-4}$ alkyl,  $-\text{S}(\text{O})_2\text{C}_{1-4}$ alkyl,  $-\text{C}(\text{O})\text{R}^3$ ,  
25           unsubstituted phenyl and benzyl;

$\text{R}^6$  is selected from: hydrogen or  $\text{C}_{1-4}$ alkyl; and

$p$  is zero, 1 or 2;

or a pharmaceutically acceptable salt thereof.

30

When used herein the term "halogen" means fluorine, chlorine, bromine and iodine. The preferred halogen are fluorine and chlorine of which fluorine is most preferred.

When used herein the term "alkyl" or "alkoxy" as a group or part of a group means that the group is straight or branched.

5 Examples of suitable alkyl groups include methyl, ethyl, n-propyl, i-propyl, n-butyl, s-butyl and t-butyl. Examples of suitable alkoxy groups include methoxy, ethoxy, n-propoxy, i-propoxy, n-butoxy, s-butoxy and t-butoxy.

The term "alkenyl" as a group or part of a group means that the group is straight or branched and contains at least one double bond. Examples of suitable alkenyl groups include vinyl and allyl.

10 The term "alkynyl" as a group or part of a group means that the group is straight or branched and contains at least one triple bond. An example of a suitable alkynyl group is propargyl.

Suitable cycloalkyl and cycloalkyl-alkyl groups include cyclopropyl, cyclobutyl, cyclopentyl, cyclohexyl, cyclopropylmethyl and cyclobutylmethyl.

15 When used herein the term "heteroaryl" represents a heteroaromatic ring including furanyl, thienyl, pyrrolyl, oxazolyl, thiazolyl, isoxazolyl, isothiazolyl, imidazolyl, pyrazolyl, triazolyl, oxadiazolyl, thiadiazolyl, tetrazolyl, pyridyl, pyrazinyl, pyrimidyl, 20 benzofuranyl, benzthienyl, indolyl, benzimidazolyl, benzoxazolyl and quinolyl.

Where the group  $\text{NR}^3\text{R}^4$  forms a saturated heterocyclic ring of 4 to 7 ring atoms which may optionally contain in the ring one oxygen or sulfur atom or a group selected from  $-\text{NR}^5-$ ,  $-\text{S}(\text{O})-$  or  $-\text{S}(\text{O})_2-$ , suitable 25 heterocyclic groups include azetidiny, pyrrolidino, piperidino, homopiperidino, piperazino, N-methylpiperazino, morpholino and thiomorpholino.

Suitable substituents on the saturated heterocyclic ring include  $-\text{CH}_2\text{OH}$ ,  $-\text{CH}_2\text{OCH}_3$ , oxo,  $-\text{CHO}$ ,  $-\text{CO}_2\text{H}$ ,  $-\text{CO}_2\text{CH}_3$ , and 30  $-\text{CO}_2\text{CH}_2\text{CH}_3$ .

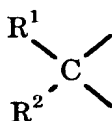
Preferred compounds of the present invention include those compounds of formula I, with the exception of:

5-[3-{4,4-(N-sulfonamidomethyl-3,3-indolyl)piperidino}propyl]-5-[3,4-diphenyl]-1-benzylpiperidin-2-one;

- 5-[3-{4-(2-keto-1-benzimidazoliny)-piperidino}propyl]-5-[3,4-dichlorophenyl]-1-benzylpiperidin-2-one;  
 5-[3-{4-acetyl-4-phenyl-piperidino}propyl]-5-[3,4-dichlorophenyl]-1-benzylpiperidin-2-one;  
 5 5-[3-{1-phenyl-1,3,8-triazaspiro[4.5]decan-4-one}propyl]-5-[3,4-dichlorophenyl]-1-benzylpiperidin-2-one;  
 5-[3-{4,4-(*N*-sulfonamidomethyl-3,3-indolyl)piperidino}propyl]-5-[3,4-diphenyl]-1-benzoylpiperidine;  
 5-[3-{4-(2-keto-1-benzimidazoliny)-piperidino}propyl]-5-[3,4-dichlorophenyl]-1-benzoylpiperidine;  
 10 5-[3-{4-acetyl-4-phenyl-piperidino}propyl]-5-[3,4-dichlorophenyl]-1-benzoylpiperidine;  
 5-[3-{1-phenyl-1,3,8-triazaspiro[4.5]decan-4-one}propyl]-5-[3,4-dichlorophenyl]-1-benzoylpiperidine; and  
 15 5-[3-{4,4-(1,1-indanyl)piperidino}propyl]-5-[3,4-diphenyl]-1-benzoylpiperidine.

A preferred class of compounds of formula I for use in the present invention is that wherein the sum of  $m + n$  is 3. In particular,  $m$  is preferably 2. In particular,  $n$  is preferably 1.

- 20 A preferred group of compounds for use in the present invention is wherein X is:



wherein  $R^1$  and  $R^2$  are defined above.

- 25 Ar preferably represents unsubstituted phenyl or phenyl substituted by 1, 2 or 3 substituents selected from: hydroxy, cyano, halogen, trifluoromethyl,  $C_{1-6}$ alkyl,  $C_{2-6}$ alkenyl,  $C_{2-6}$ alkynyl,  $C_{3-7}$ cycloalkyl,  $C_{3-7}$ cycloalkyl $C_{1-4}$ alkyl, and  $C_{1-6}$ alkoxy. Preferred substituents are halogen atoms, most especially chlorine atoms. In  
 30 particular, Ar represents phenyl substituted by two substituents. Preferably Ar represents a 3,4-disubstituted phenyl ring.

R preferably represents unsubstituted phenyl or phenyl substituted by 1, 2 or 3 substituents selected from: hydroxy, cyano, halogen, trifluoromethyl, C<sub>1-6</sub>alkyl, C<sub>2-6</sub>alkenyl, C<sub>2-6</sub>alkynyl, C<sub>3-7</sub>cycloalkyl, C<sub>3-7</sub>cycloalkylC<sub>1-4</sub>alkyl, and C<sub>1-6</sub>alkoxy. Preferred  
5 substituents are halogen atoms, most especially chlorine atoms. In particular, R represents an unsubstituted phenyl ring.

R<sup>1</sup> preferably represents an unsubstituted phenyl group or a saturated heterocyclic ring of 5 ring atoms which ring contains 1 or 2 nitrogen atoms, one of which is at the point of attachment to the  
10 remainder of the molecule, which ring is substituted on any available nitrogen atom by a group R<sup>5</sup>, preferably where R<sup>5</sup> is hydrogen, and which ring is preferably substituted by an oxo group, and which ring has fused thereto a phenyl ring, wherein the phenyl ring may be substituted by 1 or 2 substituents selected from: hydroxy, cyano,  
15 -C(O)NR<sup>3</sup>R<sup>4</sup>, -NR<sup>3</sup>R<sup>4</sup>, -NR<sup>3</sup>COR<sup>4</sup>, halogen, trifluoromethyl, C<sub>1-4</sub>alkyl, -S(O)<sub>p</sub>C<sub>1-4</sub>alkyl, and -C(O)R<sup>3</sup>. Preferably the phenyl ring is unsubstituted.

R<sup>2</sup> preferably represents hydrogen or -COR<sup>3</sup>, where R<sup>3</sup> represents C<sub>1-6</sub>alkyl, in particular C<sub>1-3</sub>alkyl, especially methyl.

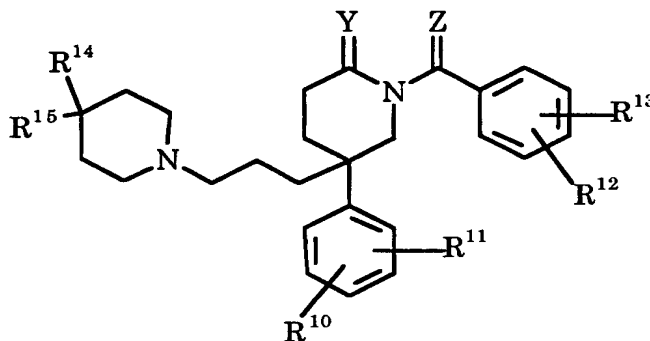
20 A further preferred class of compound of formula I for use in the present invention is that wherein R<sup>1</sup> and R<sup>2</sup> are joined together to form a 5-membered non-aromatic ring which may contain in the ring 1 or 2 groups of the formula NR<sup>5</sup>, which ring is optionally substituted by an oxo group and which ring may be substituted by, or have fused  
25 thereto, a phenyl group, wherein the phenyl ring may be substituted by 1 or 2 substituents selected from: hydroxy, cyano, -C(O)NR<sup>3</sup>R<sup>4</sup>, -NR<sup>3</sup>R<sup>4</sup>, -NR<sup>3</sup>COR<sup>4</sup>, halogen, trifluoromethyl, C<sub>1-4</sub>alkyl, -S(O)<sub>p</sub>C<sub>1-4</sub>alkyl, and -C(O)R<sup>3</sup>. Preferably the phenyl ring, where present, is unsubstituted.

30 Where present, R<sup>3</sup> and R<sup>4</sup> each independently preferably represent hydrogen or C<sub>1-6</sub>alkyl.

R<sup>5</sup> preferably represents hydrogen, C<sub>1-4</sub>alkyl, -S(O)<sub>2</sub>C<sub>1-4</sub>alkyl or unsubstituted phenyl. In particular, R<sup>5</sup> is preferably hydrogen, -S(O)<sub>2</sub>CH<sub>3</sub> or phenyl.

From the foregoing, it will be appreciated that a particularly preferred sub-group of compounds for use in the present invention include are those of formula (Ia):

5



(Ia)

wherein:

$R^{10}$ ,  $R^{11}$ ,  $R^{12}$  and  $R^{13}$  are selected from: hydrogen and halogen;

- 10  $R^{14}$  is an unsubstituted phenyl group or  
 a saturated heterocyclic ring of 5 ring atoms which ring contains  
 1 or 2 nitrogen atoms, one of which is at the point of  
 attachment to the remainder of the molecule, which ring is  
 substituted on any available nitrogen atom by a group  $R^5$ ,  
 15 and which ring may be substituted by an oxo group, and  
 which ring has fused thereto a phenyl ring, wherein the  
 phenyl ring may be substituted by 1 or 2 substituents  
 selected from: hydroxy, cyano,  $-C(O)NR^3R^4$ ,  $-NR^3R^4$ ,  
 $-NR^3COR^4$ , halogen, trifluoromethyl,  $C_{1-4}$ alkyl,  $-S(O)_pC_{1-}$   
 20  $4$ alkyl, and  $-C(O)R^3$ ;

$R^{15}$  is  $-COR^3$ , where  $R^3$  is  $C_{1-6}$ alkyl;

or  $R^{14}$  and  $R^{15}$  are joined together to form a 5-membered  
 non-aromatic ring which may contain in the ring 1 or 2  
 25 groups of the formula  $NR^5$ , which ring is optionally



5 substituted by an oxo group and which ring may be substituted by, or have fused thereto, a phenyl group, wherein the phenyl ring may be substituted by 1 or 2 substituents selected from: hydroxy, cyano,  $-C(O)NR^3R^4$ ,  $-NR^3R^4$ ,  $-NR^3COR^4$ , halogen, trifluoromethyl, C<sub>1-4</sub>alkyl,  $-S(O)_pC_{1-4}alkyl$ , and  $-C(O)R^3$ ; and

one of Y and Z is =O whereas the other represents two hydrogen atoms; or a pharmaceutically acceptable salt thereof.

10

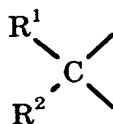
A preferred class of compound of formula (Ia) for use in the present invention is that wherein:

15  $R^{10}$  and  $R^{11}$  each are chlorine;  
 $R^{12}$  and  $R^{13}$  each are hydrogen;  
 $R^{14}$  is unsubstituted phenyl;  
 $R^{15}$  is  $-COCH_3$ ;  
 or  $R^{14}$  and  $R^{15}$  are joined together to form a 5-membered non-aromatic ring which may contain in the ring 1 or 2 groups of the formula  $-NR^5$ -, which ring is optionally substituted by an oxo group and which ring may be substituted by, or have fused thereto, an unsubstituted phenyl group, wherein  $R^5$  is selected from: hydrogen,  $-S(O)_2CH_3$  and phenyl.

20

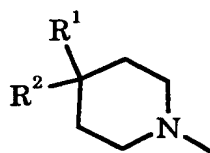
25 Particularly preferred compounds of formula I for use in the present invention are those wherein:

m is 2, n is 1 and X is:



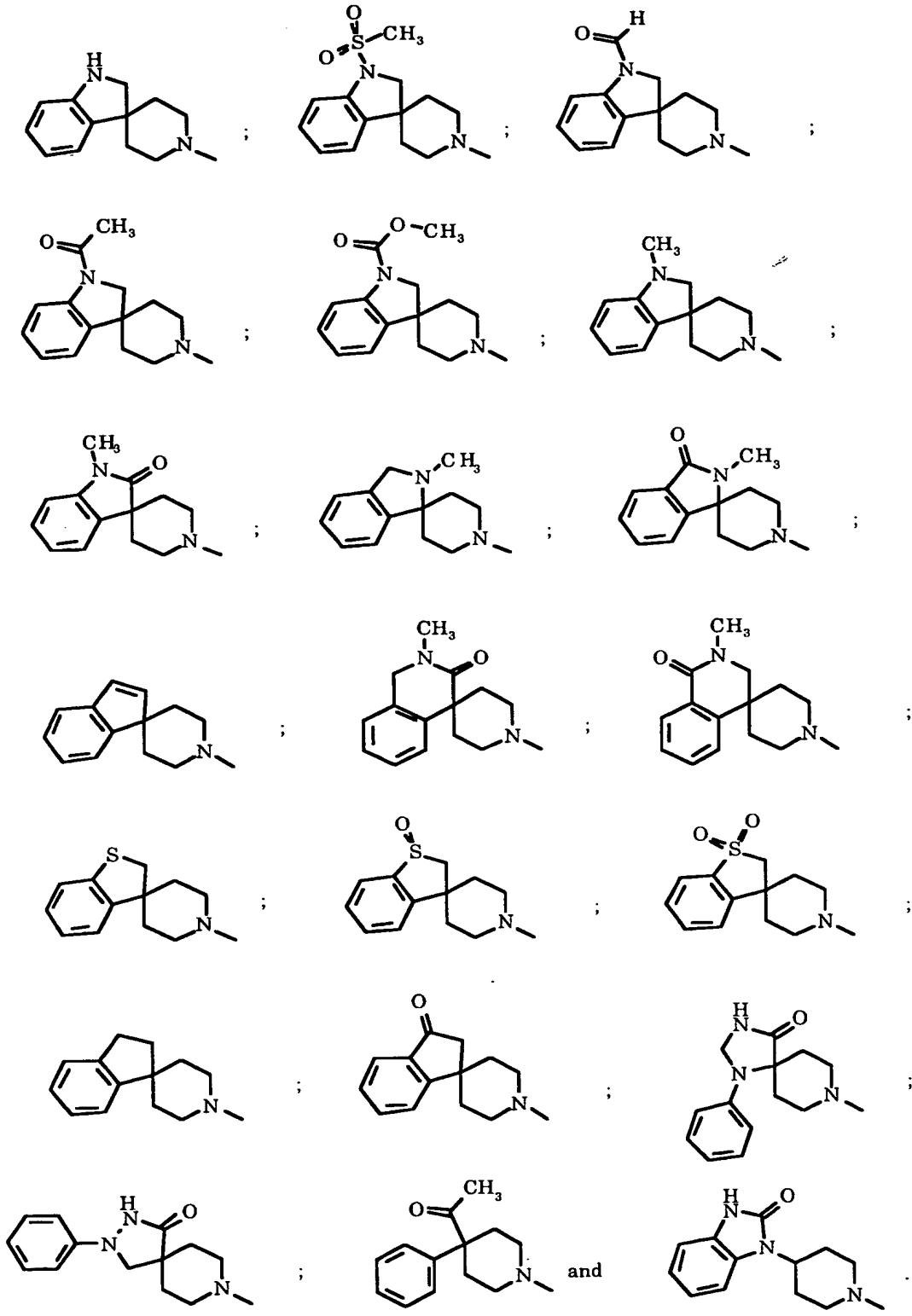
30

to give a group of the formula:



of which preferred examples are selected from:

5



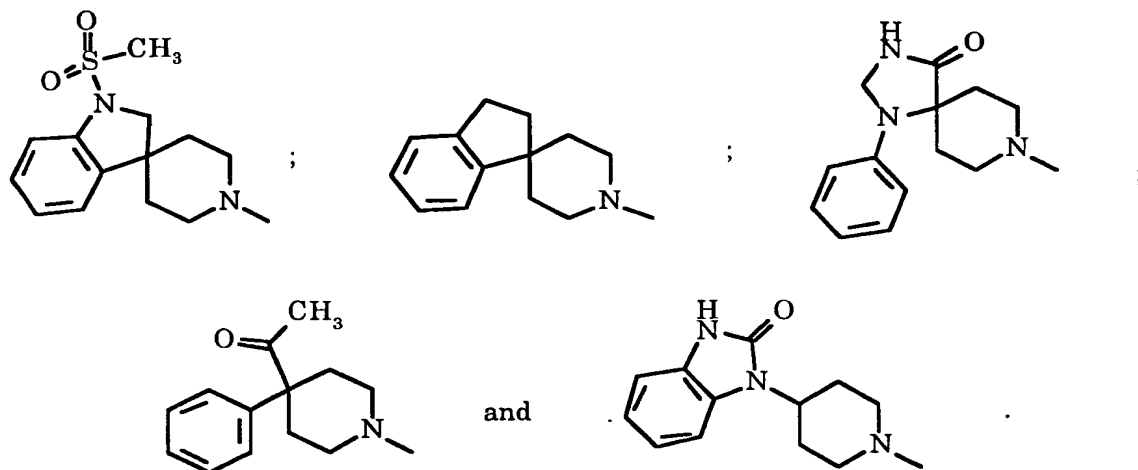
wherein each phenyl ring may be substituted by 1 or 2 substituents selected from:

5 hydroxy, cyano,  $-C(O)NR^3R^4$ ,  $-NR^3R^4$ ,  $-NR^3COR^4$ , halogen, trifluoromethyl,  $C_{1-4}$ alkyl,  $-S(O)_pC_{1-4}$ alkyl and  $-C(O)R^3$ , where  $R^3$ ,  $R^4$  and  $p$  are as previously defined above.

Particularly preferred examples of groups for the compounds of use in the present invention which are represented by



include:



15 Exemplifying the present invention is the use of a compound selected from the group consisting of:  
 5-[3-{4,4-(*N*-sulfonamidomethyl-3,3-indolyl)piperidino}propyl]-5-[3,4-diphenyl]-1-benzylpiperidin-2-one;  
 5-[3-{4-(2-keto-1-benzimidazolyl)-piperidino}propyl]-5-[3,4-  
 20 dichlorophenyl]-1-benzylpiperidin-2-one;

- 5-[3-(4-acetyl-4-phenyl-piperidino)propyl]-5-[3,4-dichlorophenyl]-1-benzylpiperidin-2-one;  
5-[3-(1-phenyl-1,3,8-triazaspiro[4.5]decan-4-one)propyl]-5-[3,4-dichlorophenyl]-1-benzylpiperidin-2-one;  
5 5-[3-(4,4-(*N*-sulfonamidomethyl-3,3-indolyl)piperidino)propyl]-5-[3,4-diphenyl]-1-benzoylpiperidine;  
5-[3-(4-(2-keto-1-benzimidazoliny)l)-piperidino)propyl]-5-[3,4-dichlorophenyl]-1-benzoylpiperidine;  
5-[3-(4-acetyl-4-phenyl-piperidino)propyl]-5-[3,4-dichlorophenyl]-1-benzoylpiperidine;  
10 5-[3-(1-phenyl-1,3,8-triazaspiro[4.5]decan-4-one)propyl]-5-[3,4-dichlorophenyl]-1-benzoylpiperidine;  
5-[3-(4,4-(1,1-indanyl)piperidino)propyl]-5-[3,4-diphenyl]-1-benzoylpiperidine;  
15 and pharmaceutically acceptable salts thereof.

For use in medicine, the salts of the compounds of formula I will be non-toxic pharmaceutically acceptable salts. Other salts may, however, be useful in the preparation of the compounds according to the invention or of their non-toxic pharmaceutically acceptable salts.  
20 Suitable pharmaceutically acceptable salts of the compounds of this invention include acid addition salts such as those formed with hydrochloric acid, fumaric acid, p-toluenesulphonic acid, maleic acid, succinic acid, acetic acid, citric acid, tartaric acid, carbonic acid or  
25 phosphoric acid. Salts of amine groups may also comprise quaternary ammonium salts in which the amino nitrogen atom carries a suitable organic group such as an alkyl, alkenyl, alkynyl or aralkyl moiety. Furthermore, where the compounds of the invention carry an acidic moiety, suitable pharmaceutically acceptable salts thereof may include  
30 metal salts such as alkali metal salts, e.g. sodium or potassium salts; and alkaline earth metal salts, e.g. calcium or magnesium salts.

The pharmaceutically acceptable salts of the present invention may be formed by conventional means, such as by reacting the free base form of the product with one or more equivalents of the  
35 appropriate acid in a solvent or medium in which the salt is insoluble, or

in a solvent such as water which is removed *in vacuo* or by freeze drying or by exchanging the anions of an existing salt for another anion on a suitable ion exchange resin.

5 The present invention includes within its scope solvates of the compounds of formula I and salts thereof, for example, hydrates.

The compounds according to the invention may have one or more asymmetric centres, and may accordingly exist both as enantiomers and as diastereoisomers. It is to be understood that all such isomers and mixtures thereof are encompassed within the scope of  
10 the present invention.

The subject compounds are useful in a method of modulating chemokine receptor activity in a patient in need of such modulation comprising the administration of an effective amount of the compound. Exemplifying the invention is the use of the compounds  
15 disclosed in the Examples and elsewhere herein.

The present invention is directed to the use of the foregoing compounds as modulators of chemokine receptor activity. In particular, these compounds are useful as modulators of the chemokine receptors, including CCR-1, CCR-2, CCR-2A, CCR-2B, CCR-3, CCR-4, CCR-5,  
20 CXCR-3, and/or CXCR-4.

The present invention is further directed to the use of compounds of this general structure which are disclosed as being antagonists of neurokinin receptors. Such compounds are disclosed, for example, in: U.S. Patent No. 5,317,020; U.S. Patent No. 5,340,822; U.S. \_  
25 Patent No. 5,350,852; U.S. Patent No. 5,411,971; U.S. Patent No. 5,434,158; U.S. Patent No. 5,446,052; U.S. Patent No. 5,534,525; U.S. Patent No. 5,559,132; U.S. Patent No. 5,560,700; U.S. Patent No. 5,589,489; U.S. Patent No. 5,635,510; EP 0 512 901, Nov. 11, 1992; EP 0 591 040, Apr. 6, 1994; EP 0 673 928, Sep. 27, 1995; EP 0 698 601, Feb. 28, 1996; EP 0 625 509,  
30 Nov. 23, 1994; EP 0 630 887, Dec. 28, 1994; EP 0 680 962, Nov. 8, 1995; EP 0 709 375, May 1, 1996; EP 0 709 376, May 1, 1996; EP 0 723 959, Jul. 31, 1996; EP 0 739 891; WO 94/10146, May 11, 1994; WO 94/17045, Aug. 4, 1994; WO 94/26735, Nov. 24, 1994; WO 94/29309, Dec. 22, 1994; WO 95/05377, Feb. 23, 1995; WO 95/12577, May 11, 1995; WO 95/15961, Jun. 15, 1995; WO  
35 95/16682, Jun. 22, 1995; WO 95/21187; WO 95/26335, Oct. 5, 1995; WO

95/26338, Oct. 5, 1995; WO 95/35279; WO 96/06094, Feb. 29, 1996; WO 96/10568, Apr. 11, 1996; WO 96/23787, Aug. 8, 1996; WO 96/24582, Aug. 15, 1996; WO 96/28441; and WO 96/32385. Accordingly, the present invention embraces the use of a compound disclosed in these publications as a  
5 modulator of chemokine receptor activity.

The utility of the compounds in accordance with the present invention as modulators of chemokine receptor activity may be demonstrated by methodology known in the art, such as the assay for CCR-1 and/or CCR-5 binding as disclosed by Van Riper, et al., J. Exp.  
10 Med., 177, 851-856 (1993), and the assay for CCR-2 and/or CCR-3 binding as disclosed by Daugherty, et al., J. Exp. Med., 183, 2349-2354 (1996). Cell lines for expressing the receptor of interest include those naturally expressing the receptor, such as EOL-3 or THP-1, or a cell engineered to express a recombinant receptor, such as CHO, RBL-2H3, HEK-293. For  
15 example, a CCR3 transfected AML14.3D10 cell line has been placed on restricted deposit with American Type Culture Collection in Rockville, Maryland as ATCC No. CRL-12079, on April 5, 1996. The utility of the compounds in accordance with the present invention as inhibitors of the spread of HIV infection in cells may be demonstrated by methodology  
20 known in the art, such as the HIV quantitation assay disclosed by Nunberg, et al., J. Virology, 65 (9), 4887-4892 (1991).

In particular, the compounds of the following examples had activity in binding to either the CCR-5 receptor or the CCR-3 receptor in the aforementioned assays. Such a result is indicative of the intrinsic  
25 activity of the compounds in use as modulators of chemokine receptor activity.

Mammalian chemokine receptors provide a target for interfering with or promoting eosinophil and/or lymphocyte function in a mammal, such as a human. Compounds which inhibit or promote  
30 chemokine receptor function, are particularly useful for modulating eosinophil and/or lymphocyte function for therapeutic purposes. Accordingly, the present invention is directed to compounds which are useful in the prevention and/or treatment of a wide variety of inflammatory and immunoregulatory disorders and diseases, including

asthma and allergic diseases, as well as autoimmune pathologies such as rheumatoid arthritis and atherosclerosis.

For example, an instant compound which inhibits one or more functions of a mammalian chemokine receptor (e.g., a human chemokine receptor) may be administered to inhibit (i.e., reduce or prevent) inflammation. As a result, one or more inflammatory processes, such as leukocyte emigration, chemotaxis, exocytosis (e.g., of enzymes, histamine) or inflammatory mediator release, is inhibited. For example, eosinophilic infiltration to inflammatory sites (e.g., in asthma) can be inhibited according to the present method.

Similarly, an instant compound which promotes one or more functions of a mammalian chemokine receptor (e.g., a human chemokine) is administered to stimulate (induce or enhance) an inflammatory response, such as leukocyte emigration, chemotaxis, exocytosis (e.g., of enzymes, histamine) or inflammatory mediator release, resulting in the beneficial stimulation of inflammatory processes. For example, eosinophils can be recruited to combat parasitic infections.

In addition to primates, such as humans, a variety of other mammals can be treated according to the method of the present invention. For instance, mammals including, but not limited to, cows, sheep, goats, horses, dogs, cats, guinea pigs, rats or other bovine, ovine, equine, canine, feline, rodent or murine species can be treated. However, the method can also be practiced in other species, such as avian species (e.g., chickens).

Diseases and conditions associated with inflammation and infection can be treated using the method of the present invention. In a preferred embodiment, the disease or condition is one in which the actions of eosinophils and/or lymphocytes are to be inhibited or promoted, in order to modulate the inflammatory response.

Diseases or conditions of humans or other species which can be treated with inhibitors of chemokine receptor function, include, but are not limited to: inflammatory or allergic diseases and conditions, including respiratory allergic diseases such as asthma, allergic rhinitis, hypersensitivity lung diseases, hypersensitivity pneumonitis,



eosinophilic pneumonias (e.g., Loeffler's syndrome, chronic eosinophilic pneumonia), delayed-type hypersensitivity, interstitial lung diseases (ILD) (e.g., idiopathic pulmonary fibrosis, or ILD associated with rheumatoid arthritis, systemic lupus erythematosus, ankylosing spondylitis, systemic sclerosis, Sjogren's syndrome, polymyositis or dermatomyositis); systemic anaphylaxis or hypersensitivity responses, drug allergies (e.g., to penicillin, cephalosporins), insect sting allergies; autoimmune diseases, such as rheumatoid arthritis, psoriatic arthritis, multiple sclerosis, systemic lupus erythematosus, myasthenia gravis, juvenile onset diabetes; glomerulonephritis, autoimmune thyroiditis, Behcet's disease; graft rejection (e.g., in transplantation), including allograft rejection or graft-versus-host disease; inflammatory bowel diseases, such as Crohn's disease and ulcerative colitis; spondyloarthropathies; scleroderma; psoriasis (including T-cell mediated psoriasis) and inflammatory dermatoses such as dermatitis, eczema, atopic dermatitis, allergic contact dermatitis, urticaria; vasculitis (e.g., necrotizing, cutaneous, and hypersensitivity vasculitis); eosinophilic myositis, eosinophilic fasciitis; cancers with leukocyte infiltration of the skin or organs. Other diseases or conditions in which undesirable inflammatory responses are to be inhibited can be treated, including, but not limited to, reperfusion injury, atherosclerosis, certain hematologic malignancies, cytokine-induced toxicity (e.g., septic shock, endotoxic shock), polymyositis, dermatomyositis.

Diseases or conditions of humans or other species which can be treated with promoters of chemokine receptor function, include, but are not limited to: immunosuppression, such as that in individuals with immunodeficiency syndromes such as AIDS, individuals undergoing radiation therapy, chemotherapy, therapy for autoimmune disease or other drug therapy (e.g., corticosteroid therapy), which causes immunosuppression; immunosuppression due congenital deficiency in receptor function or other causes; and infectious diseases, such as parasitic diseases, including, but not limited to helminth infections, such as nematodes (round worms); (Trichuriasis, Enterobiasis, Ascariasis, Hookworm, Strongyloidiasis, Trichinosis, filariasis); trematodes (flukes) (Schistosomiasis, Clonorchiasis),

cestodes (tape worms) (Echinococcosis, Taeniasis saginata, Cysticercosis); visceral worms, visceral larva migrans (e.g., Toxocara), eosinophilic gastroenteritis (e.g., Anisaki spp., *Phocanema ssp.*), cutaneous larva migrans (*Ancylostoma braziliense*, *Ancylostoma*  
5 *caninum*).

The compounds of the present invention are accordingly useful in the prevention and treatment of a wide variety of inflammatory and immunoregulatory disorders and diseases.

In another aspect, the instant invention may be used to  
10 evaluate putative specific agonists or antagonists of chemokine receptors, including CCR-1, CCR-2, CCR-2A, CCR-2B, CCR-3, CCR-4, CCR-5, CXCR-3, and CXCR-4. Accordingly, the present invention is directed to the use of these compounds in the preparation and execution of screening assays for compounds which modulate the activity of  
15 chemokine receptors. For example, the compounds of this invention are useful for isolating receptor mutants, which are excellent screening tools for more potent compounds. Furthermore, the compounds of this invention are useful in establishing or determining the binding site of other compounds to chemokine receptors, e.g., by competitive inhibition.  
20 The compounds of the instant invention are also useful for the evaluation of putative specific modulators of the chemokine receptors, including CCR-1, CCR-2, CCR-2A, CCR-2B, CCR-3, CCR-4, CCR-5, CXCR-3, and CXCR-4. As appreciated in the art, thorough evaluation of specific agonists and antagonists of the above chemokine receptors has  
25 been hampered by the lack of availability of non-peptidyl (metabolically resistant) compounds with high binding affinity for these receptors. Thus the compounds of this invention are commercial products to be sold for these purposes.

The present invention is further directed to a method for the  
30 manufacture of a medicament for modulating chemokine receptor activity in humans and animals comprising combining a compound of the present invention with a pharmaceutical carrier or diluent.

The present invention is further directed to the use of these compounds in the prevention or treatment of infection by a retrovirus, in  
35 particular, the human immunodeficiency virus (HIV) and the

treatment of, and delaying of the onset of consequent pathological conditions such as AIDS. Treating AIDS or preventing or treating infection by HIV is defined as including, but not limited to, treating a wide range of states of HIV infection: AIDS, ARC (AIDS related  
5 complex), both symptomatic and asymptomatic, and actual or potential exposure to HIV. For example, the compounds of this invention are useful in treating infection by HIV after suspected past exposure to HIV by, e.g., blood transfusion, organ transplant, exchange of body fluids, bites, accidental needle stick, or exposure to patient blood during  
10 surgery. In addition, a compound of the present invention may be used for the prevention of infection by HIV and the prevention of AIDS, such as in post-coital prophylaxis or in the prevention of maternal transmission of the HIV virus to a fetus or a child upon birth.

In a preferred aspect of the present invention, a subject  
15 compound may be used in a method of inhibiting the binding of a human immunodeficiency virus to a chemokine receptor, such as CCR-5 and/or CXCR-4, of a target cell, which comprises contacting the target cell with an amount of the compound which is effective at inhibiting the binding of the virus to the chemokine receptor.

20 The subject treated in the methods above is a mammal, preferably a human being, male or female, in whom modulation of chemokine receptor activity is desired. "Modulation" as used herein is intended to encompass antagonism, agonism, partial antagonism and/or partial agonism. The term "therapeutically effective amount"  
25 means the amount of the subject compound that will elicit the biological or medical response of a tissue, system, animal or human that is being sought by the researcher, veterinarian, medical doctor or other clinician.

The term "composition" as used herein is intended to  
30 encompass a product comprising the specified ingredients in the specified amounts, as well as any product which results, directly or indirectly, from combination of the specified ingredients in the specified amounts. By "pharmaceutically acceptable" it is meant the carrier, diluent or excipient must be compatible with the other ingredients of the  
35 formulation and not deleterious to the recipient thereof.

The terms "administration of" and or "administering a" compound should be understood to mean providing a compound of the invention or a prodrug of a compound of the invention to the individual in need of treatment.

5 Combined therapy to modulate chemokine receptor activity and thereby prevent and treat inflammatory and immunoregulatory disorders and diseases, including asthma and allergic diseases, as well as autoimmune pathologies such as rheumatoid arthritis and atherosclerosis, and those pathologies noted above is illustrated by the  
10 combination of the compounds of this invention and other compounds which are known for such utilities.

For example, in the treatment or prevention of inflammation, the present compounds may be used in conjunction with an antiinflammatory or analgesic agent such as an opiate agonist, a  
15 lipoxygenase inhibitor, such as an inhibitor of 5-lipoxygenase, a cyclooxygenase inhibitor, such as a cyclooxygenase-2 inhibitor, an interleukin inhibitor, such as an interleukin-1 inhibitor, an NMDA antagonist, an inhibitor of nitric oxide or an inhibitor of the synthesis of nitric oxide, a non-steroidal antiinflammatory agent, or a cytokine-  
20 suppressing antiinflammatory agent, for example with a compound such as acetaminophen, aspirin, codeine, fentanyl, ibuprofen, indomethacin, ketorolac, morphine, naproxen, phenacetin, piroxicam, a steroidal analgesic, sufentanyl, sunlindac, tenidap, and the like. Similarly, the instant compounds may be administered with a pain  
25 reliever; a potentiator such as caffeine, an H2-antagonist, simethicone, aluminum or magnesium hydroxide; a decongestant such as phenylephrine, phenylpropanolamine, pseudophedrine, oxymetazoline, ephinephrine, naphazoline, xylometazoline, propylhexedrine, or levo-desoxy-ephedrine; an antiitussive such as codeine, hydrocodone,  
30 caramiphen, carbetapentane, or dextramethorphan; a diuretic; and a sedating or non-sedating antihistamine. Likewise, compounds of the present invention may be used in combination with other drugs that are used in the treatment/prevention/suppression or amelioration of the diseases or conditions for which compounds of the present invention  
35 are useful. Such other drugs may be administered, by a route and in an

amount commonly used therefor, contemporaneously or sequentially with a compound of the present invention. When a compound of the present invention is used contemporaneously with one or more other drugs, a pharmaceutical composition containing such other drugs in addition to the compound of the present invention is preferred.

5 Accordingly, the pharmaceutical compositions of the present invention include those that also contain one or more other active ingredients, in addition to a compound of the present invention. Examples of other active ingredients that may be combined with a compound of the present

10 invention, either administered separately or in the same pharmaceutical compositions, include, but are not limited to: (a) VLA-4 antagonists such as those described in US 5,510,332, WO97/03094, WO97/02289, WO96/40781, WO96/22966, WO96/20216, WO96/01644, WO96/06108, WO95/15973 and WO96/31206; (b) steroids such as

15 beclomethasone, methylprednisolone, betamethasone, prednisone, dexamethasone, and hydrocortisone; (c) immunosuppressants such as cyclosporin, tacrolimus, rapamycin and other FK-506 type immunosuppressants; (d) antihistamines (H1-histamine antagonists) such as bromopheniramine, chlorpheniramine, dexchlorpheniramine,

20 triprolidine, clemastine, diphenhydramine, diphenylpyraline, tripelennamine, hydroxyzine, methdilazine, promethazine, trimeprazine, azatadine, cyproheptadine, antazoline, pheniramine pyrilamine, astemizole, terfenadine, loratadine, cetirizine, fexofenadine, descarboethoxyloratadine, and the like; (e) non-steroidal

25 anti-asthmatics such as  $\beta$ 2-agonists (terbutaline, metaproterenol, fenoterol, isoetharine, albuterol, bitolterol, and pirbuterol), theophylline, cromolyn sodium, atropine, ipratropium bromide, leukotriene antagonists (zafirlukast, montelukast, pranlukast, iralukast, pobilukast, SKB-106,203), leukotriene biosynthesis inhibitors (zileuton, BAY-1005); (f) non-steroidal antiinflammatory agents (NSAIDs) such as

30 propionic acid derivatives (alminoprofen, benoxaprofen, bucloxic acid, carprofen, fenbufen, fenoprofen, fluprofen, flurbiprofen, ibuprofen, indoprofen, ketoprofen, miroprofen, naproxen, oxaprozin, piroprofen, pranoprofen, suprofen, tiaprofenic acid, and tioxaprofen), acetic acid

35 derivatives (indomethacin, acemetacin, alclofenac, clidanac, diclofenac,

fenclofenac, fenclozic acid, fentiazac, furofenac, ibufenac, isoxepac, oxpinac, sulindac, tiopinac, tolmetin, zidometacin, and zomepirac), fenamic acid derivatives (flufenamic acid, meclofenamic acid, mefenamic acid, niflumic acid and tolfenamic acid), biphenylcarboxylic acid derivatives (diflunisal and flufenisal), oxicams (isoxicam, piroxicam, sudoxicam and tenoxicam), salicylates (acetyl salicylic acid, sulfasalazine) and the pyrazolones (apazone, bezpiperylon, feprazone, mofebutazone, oxyphenbutazone, phenylbutazone); (g) cyclooxygenase-2 (COX-2) inhibitors; (h) inhibitors of phosphodiesterase type IV (PDE-IV); (i) other antagonists of the chemokine receptors, especially CCR-1, CCR-2, CCR-3 and CCR-5; (j) cholesterol lowering agents such as HMG-CoA reductase inhibitors (lovastatin, simvastatin and pravastatin, fluvastatin, atorvastatin, and other statins), sequestrants (cholestyramine and colestipol), nicotinic acid, fenofibric acid derivatives (gemfibrozil, clofibrat, fenofibrate and benzaifibrate), and probucol; (k) anti-diabetic agents such as insulin, sulfonylureas, biguanides (metformin),  $\alpha$ -glucosidase inhibitors (acarbose) and glitazones (troglitazone and pioglitazone); (l) preparations of interferon beta (interferon beta-1 $\alpha$ , interferon beta-1 $\beta$ ); (m) other compounds such as 5-aminosalicylic acid and prodrugs thereof, antimetabolites such as azathioprine and 6-mercaptopurine, and cytotoxic cancer chemotherapeutic agents. The weight ratio of the compound of the compound of the present invention to the second active ingredient may be varied and will depend upon the effective dose of each ingredient.

Generally, an effective dose of each will be used. Thus, for example, when a compound of the present invention is combined with an NSAID the weight ratio of the compound of the present invention to the NSAID will generally range from about 1000:1 to about 1:1000, preferably about 200:1 to about 1:200. Combinations of a compound of the present invention and other active ingredients will generally also be within the aforementioned range, but in each case, an effective dose of each active ingredient should be used.

The present invention is further directed to combinations of the present compounds with one or more agents useful in the prevention or treatment of AIDS. For example, the compounds of this invention

may be effectively administered, whether at periods of pre-exposure and/or post-exposure, in combination with effective amounts of the AIDS antivirals, immunomodulators, anti-infectives, or vaccines known to those of ordinary skill in the art.

5

ANTIVIRALS

<u>Drug Name</u>	<u>Manufacturer</u>	<u>Indication</u>
097	Hoechst/Bayer	HIV infection, AIDS, ARC (non-nucleoside reverse transcriptase (RT) inhibitor)
141 W94	Glaxo Wellcome	HIV infection, AIDS, ARC (protease inhibitor)
1592U89	Glaxo Wellcome	HIV infection, AIDS, ARC (protease inhibitor)
Abacavir (1592U89)	Glaxo Wellcome	HIV infection, AIDS, ARC (RT inhibitor)
Acemannan	Carrington Labs (Irving, TX)	ARC
Acyclovir	Burroughs Wellcome	HIV infection, AIDS, ARC, in combination with AZT
AD-439	Tanox Biosystems	HIV infection, AIDS, ARC
AD-519	Tanox Biosystems	HIV infection, AIDS, ARC
Adefovir dipivoxil	Gilead Sciences	HIV infection

AL-721	Ethigen (Los Angeles, CA)	ARC, PGL HIV positive, AIDS
Alpha Interferon	Glaxo Wellcome	Kaposi's sarcoma, HIV in combination w/Retrovir
Ansamycin LM 427	Adria Laboratories (Dublin, OH) Erbamont (Stamford, CT)	ARC
Antibody which neutralizes pH labile alpha aberrant Interferon AR177	Advanced Biotherapy Concepts (Rockville, MD)	AIDS, ARC
beta-fluoro-ddA	Aronex Pharm	HIV infection, AIDS, ARC
BMS-232623 (CGP-73547)	Nat'l Cancer Institute	AIDS-associated diseases
BMS-234475 (CGP-61755)	Bristol-Myers Squibb/ Novartis	HIV infection, AIDS, ARC (protease inhibitor)
(-) 6-Chloro-4(S)- cyclopropylethynyl- 4(S)-trifluoro- methyl-1,4-dihydro- 2H-3,1-benzoxazin- 2-one CI-1012 Cidofovir	Bristol-Myers Squibb/ Novartis	HIV infection, AIDS, ARC (protease inhibitor)
	Merck	HIV infection, AIDS, ARC (non-nucleoside reverse transcriptase inhibitor)
	Warner-Lambert Gilead Science	HIV-1 infection CMV retinitis, herpes, papillomavirus
Curdlan sulfate	AJI Pharma USA	HIV infection



Cytomegalovirus immune globin	MedImmune	CMV retinitis
Cytovene Ganciclovir	Syntex	sight threatening CMV peripheral CMV retinitis
Delaviridine	Pharmacia-Upjohn	HIV infection, AIDS, ARC (RT inhibitor)
Dextran Sulfate	Ueno Fine Chem. Ind. Ltd. (Osaka, Japan)	AIDS, ARC, HIV positive asymptomatic
ddC Dideoxycytidine	Hoffman-La Roche	HIV infection, AIDS, ARC
ddI Dideoxyinosine	Bristol-Myers Squibb	HIV infection, AIDS, ARC; combination with AZT/d4T
DMP-266	DuPont-Merck Pharmaceuticals	HIV infection, AIDS, ARC (non-nucleoside reverse transcriptase inhibitor)
DMP-450	AVID (Camden, NJ)	HIV infection, AIDS, ARC (protease inhibitor)
Efavirenz (DMP 266)	DuPont Merck	HIV infection, AIDS, ARC (non-nucleoside RT inhibitor)
EL10	Elan Corp, PLC (Gainesville, GA)	HIV infection
Famciclovir	Smith Kline	herpes zoster, herpes simplex

FTC	Emory University	HIV infection, AIDS, ARC (reverse transcriptase inhibitor)
GS 840	Gilead	HIV infection, AIDS, ARC (reverse transcriptase inhibitor)
GW 141	Glaxo Welcome	HIV infection, AIDS, ARC (protease inhibitor)
GW 1592	Glaxo Welcome	HIV infection, AIDS, ARC (reverse transcriptase inhibitor)
HBY097	Hoechst Marion Roussel	HIV infection, AIDS, ARC (non-nucleoside reverse transcriptase inhibitor)
Hypericin	VIMRx Pharm.	HIV infection, AIDS, ARC
Recombinant Human Interferon Beta	Triton Biosciences (Alameda, CA)	AIDS, Kaposi's sarcoma, ARC
Interferon alfa-n3	Interferon Sciences	ARC, AIDS
Indinavir	Merck	HIV infection, AIDS, ARC, asymptomatic HIV positive, also in combination with AZT/ddI/ddC
ISIS 2922	ISIS Pharmaceuticals	CMV retinitis
KNI-272	Nat'l Cancer Institute	HIV-assoc. diseases

Lamivudine, 3TC	Glaxo Wellcome	HIV infection, AIDS, ARC (reverse transcriptase inhibitor); also with AZT
Lobucavir Nelfinavir	Bristol-Myers Squibb Agouron Pharmaceuticals	CMV infection HIV infection, AIDS, ARC (protease inhibitor)
Nevirapine	Boeheringer Ingleheim	HIV infection, AIDS, ARC (RT inhibitor)
Novapren	Novaferon Labs, Inc. (Akron, OH)	HIV inhibitor
Peptide T Octapeptide Sequence Trisodium Phosphonoformate	Peninsula Labs (Belmont, CA)  Astra Pharm. Products, Inc	AIDS  CMV retinitis, HIV infection, other CMV infections
PNU-140690	Pharmacia Upjohn	HIV infection, AIDS, ARC (protease inhibitor)
Probucol RBC-CD4	Vyrex Sheffield Med: Tech (Houston TX)	HIV infection, AIDS HIV infection, AIDS, ARC
Ritonavir	Abbott	HIV infection, AIDS, ARC (protease inhibitor)
Saquinavir	Hoffmann- LaRoche	HIV infection, AIDS, ARC (protease inhibitor)

Stavudine; d4T Didehydrodeoxy- thymidine	Bristol-Myers Squibb	HIV infection, AIDS, ARC
Valaciclovir	Glaxo Wellcome	genital HSV & CMV infections
Virazole Ribavirin VX-478	Viratek/ICN (Costa Mesa, CA) Vertex	asymptomatic HIV positive, LAS, ARC HIV infection, AIDS, ARC
Zalcitabine	Hoffmann-La Roche	HIV infection, AIDS, ARC, with AZT
Zidovudine; AZT	Glaxo Wellcome	HIV infection, AIDS, ARC, Kaposi's sarcoma, in combination with other therapies

#### IMMUNO-MODULATORS

<u>Drug Name</u>	<u>Manufacturer</u>	<u>Indication</u>
AS-101	Wyeth-Ayerst	AIDS
Bropirimine	Pharmacia Upjohn	advanced AIDS
Acemannan	Carrington Labs, Inc. (Irving, TX)	AIDS, ARC
CL246,738	American Cyanamid Lederle Labs	AIDS, Kaposi's sarcoma
EL10	Elan Corp, PLC (Gainesville, GA)	HIV infection
FP-21399	Fuki ImmunoPharm	blocks HIV fusion with CD4+ cells
Gamma Interferon	Genentech	ARC, in combination w/TNF (tumor necrosis factor)

Granulocyte Macrophage Colony Stimulating Factor	Genetics Institute Sandoz	AIDS
Granulocyte Macrophage Colony Stimulating Factor	Hoeschst-Roussel Immunex	AIDS
Granulocyte Macrophage Colony Stimulating Factor HIV Core Particle Immunostimulant IL-2 Interleukin-2 IL-2 Interleukin-2 IL-2 Interleukin-2 (aldeslukin) Immune Globulin Intravenous (human) IMREG-1	Schering-Plough  Rorer  Cetus  Hoffman-La Roche Immunex Chiron	AIDS, combination w/AZT  seropositive HIV  AIDS, in combination w/AZT AIDS, ARC, HIV, in combination w/AZT AIDS, increase in CD4 cell counts
IMREG-2	Cutter Biological (Berkeley, CA)	pediatric AIDS, in combination w/AZT
Imuthiol Diethyl Dithio Carbamate Alpha-2 Interferon Methionine- Enkephalin	Imreg (New Orleans, LA) Imreg (New Orleans, LA) Merieux Institute  Schering Plough  TNI Pharmaceutical (Chicago, IL)	AIDS, Kaposi's sarcoma, ARC, PGL AIDS, Kaposi's sarcoma, ARC, PGL AIDS, ARC  Kaposi's sarcoma w/AZT, AIDS AIDS, ARC

MTP-PE	Ciba-Geigy Corp.	Kaposi's sarcoma
Muramyl-Triptide		
Granulocyte	Amgen	AIDS, in combination
Colony Stimulating		w/AZT
Factor		
Remune	Immune Response Corp.	immunotherapeutic
rCD4	Genentech	AIDS, ARC
Recombinant		
Soluble Human CD4		
rCD4-IgG		AIDS, ARC
hybrids		
Recombinant	Biogen	AIDS, ARC
Soluble Human CD4		
Interferon	Hoffman-La Roche	Kaposi's sarcoma
Alfa 2a		AIDS, ARC, in
		combination w/AZT
SK&F106528	Smith Kline	HIV infection
Soluble T4		
Thymopentin	Immunobiology Research Institute (Annandale, NJ)	HIV infection
Tumor Necrosis	Genentech	ARC, in combination
Factor; TNF		w/gamma Interferon

ANTI-INFECTIVES

<u>Drug Name</u>	<u>Manufacturer</u>	<u>Indication</u>
Clindamycin with Primaquine	Pharmacia Upjohn	PCP
Fluconazole	Pfizer	cryptococcal meningitis, candidiasis

Pastille	Squibb Corp.	prevention of
Nystatin Pastille		oral candidiasis
Ornidyl	Merrell Dow	PCP
Eflornithine		
Pentamidine	LyphoMed	PCP treatment
Isethionate (IM & IV)	(Rosemont, IL)	
Trimethoprim		antibacterial
Trimethoprim/sulfa		antibacterial
Piritrexim	Burroughs Wellcome	PCP treatment
Pentamidine	Fisons Corporation	PCP prophylaxis
isethionate for		
inhalation		
Spiramycin	Rhone-Poulenc	cryptosporidial
		diarrhea
Intraconazole-	Janssen Pharm.	histoplasmosis;
R51211		cryptococcal
		meningitis
Trimetrexate	Warner-Lambert	PCP

OTHER

<u>Drug Name</u>	<u>Manufacturer</u>	<u>Indication</u>
Daunorubicin	NeXstar, Sequus	Karposi's sarcoma
Recombinant Human	Ortho Pharm. Corp.	severe anemia
Erythropoietin		assoc. with AZT
		therapy
Recombinant Human	Serono	AIDS-related wasting,
Growth Hormone		cachexia
Megestrol Acetate	Bristol-Myers Squibb	treatment of
		anorexia assoc.
		w/AIDS
Testosterone	Alza, Smith Kline	AIDS-related wasting

Total Enteral  
Nutrition

Norwich Eaton  
Pharmaceuticals

diarrhea and  
malabsorption  
related to AIDS

It will be understood that the scope of combinations of the compounds of this invention with AIDS antivirals, immunomodulators, anti-infectives or vaccines is not limited to the list in the above Table, but includes in principle any combination with any pharmaceutical composition useful for the treatment of AIDS.

Preferred combinations are simultaneous or alternating treatments of with a compound of the present invention and an inhibitor of HIV protease and/or a non-nucleoside inhibitor of HIV reverse transcriptase. An optional fourth component in the combination is a nucleoside inhibitor of HIV reverse transcriptase, such as AZT, 3TC, ddC or ddI. A preferred inhibitor of HIV protease is indinavir, which is the sulfate salt of N-(2(R)-hydroxy-1(S)-indanyl)-2(R)-phenylmethyl-4-(S)-hydroxy-5-(1-(4-(3-pyridyl-methyl)-2(S)-N'-(t-butylcarboxamido)-piperazinyl))-pentaneamide ethanolate, and is synthesized according to U.S. 5,413,999. Indinavir is generally administered at a dosage of 800 mg three times a day. Other preferred protease inhibitors are nelfinavir and ritonavir. Another preferred inhibitor of HIV protease is saquinavir which is administered in a dosage of 600 or 1200 mg tid. Preferred non-nucleoside inhibitors of HIV reverse transcriptase include efavirenz. The preparation of ddC, ddI and AZT are also described in EPO 0,484,071. These combinations may have unexpected effects on limiting the spread and degree of infection of HIV. Preferred combinations include those with the following (1) indinavir with efavirenz, and, optionally, AZT and/or 3TC and/or ddI and/or ddC; (2) indinavir, and any of AZT and/or ddI and/or ddC and/or 3TC, in particular, indinavir and AZT and 3TC; (3) stavudine and 3TC and/or zidovudine; (4) zidovudine and lamivudine and 141W94 and 1592U89; (5) zidovudine and lamivudine.

In such combinations the compound of the present invention and other active agents may be administered separately or in



conjunction. In addition, the administration of one element may be prior to, concurrent to, or subsequent to the administration of other agent(s).

The compounds of the present invention may be administered by oral, parenteral (e.g., intramuscular, intraperitoneal, intravenous, ICV, intracisternal injection or infusion, subcutaneous injection, or implant), by inhalation spray, nasal, vaginal, rectal, sublingual, or topical routes of administration and may be formulated, alone or together, in suitable dosage unit formulations containing conventional non-toxic pharmaceutically acceptable carriers, adjuvants and vehicles appropriate for each route of administration. In addition to the treatment of warm-blooded animals such as mice, rats, horses, cattle, sheep, dogs, cats, monkeys, etc., the compounds of the invention are effective for use in humans.

The pharmaceutical compositions for the administration of the compounds of this invention may conveniently be presented in dosage unit form and may be prepared by any of the methods well known in the art of pharmacy. All methods include the step of bringing the active ingredient into association with the carrier which constitutes one or more accessory ingredients. In general, the pharmaceutical compositions are prepared by uniformly and intimately bringing the active ingredient into association with a liquid carrier or a finely divided solid carrier or both, and then, if necessary, shaping the product into the desired formulation. In the pharmaceutical composition the active object compound is included in an amount sufficient to produce the desired effect upon the process or condition of diseases. As used herein, the term "composition" is intended to encompass a product comprising the specified ingredients in the specified amounts, as well as any product which results, directly or indirectly, from combination of the specified ingredients in the specified amounts.

The pharmaceutical compositions containing the active ingredient may be in a form suitable for oral use, for example, as tablets, troches, lozenges, aqueous or oily suspensions, dispersible powders or granules, emulsions, hard or soft capsules, or syrups or elixirs. Compositions intended for oral use may be prepared according to any

method known to the art for the manufacture of pharmaceutical compositions and such compositions may contain one or more agents selected from the group consisting of sweetening agents, flavoring agents, coloring agents and preserving agents in order to provide  
5 pharmaceutically elegant and palatable preparations. Tablets contain the active ingredient in admixture with non-toxic pharmaceutically acceptable excipients which are suitable for the manufacture of tablets. These excipients may be for example, inert diluents, such as calcium carbonate, sodium carbonate, lactose, calcium phosphate or sodium  
10 phosphate; granulating and disintegrating agents, for example, corn starch, or alginic acid; binding agents, for example starch, gelatin or acacia, and lubricating agents, for example magnesium stearate, stearic acid or talc. The tablets may be uncoated or they may be coated by known techniques to delay disintegration and absorption in the  
15 gastrointestinal tract and thereby provide a sustained action over a longer period. For example, a time delay material such as glyceryl monostearate or glyceryl distearate may be employed. They may also be coated by the techniques described in the U.S. Patents 4,256,108; 4,166,452; and 4,265,874 to form osmotic therapeutic tablets for control  
20 release.

Formulations for oral use may also be presented as hard gelatin capsules wherein the active ingredient is mixed with an inert solid diluent, for example, calcium carbonate, calcium phosphate or kaolin, or as soft gelatin capsules wherein the active ingredient is mixed  
25 with water or an oil medium, for example peanut oil, liquid paraffin, or olive oil.

Aqueous suspensions contain the active materials in admixture with excipients suitable for the manufacture of aqueous suspensions. Such excipients are suspending agents, for example  
30 sodium carboxymethylcellulose, methylcellulose, hydroxypropylmethylcellulose, sodium alginate, polyvinyl- pyrrolidone, gum tragacanth and gum acacia; dispersing or wetting agents may be a naturally-occurring phosphatide, for example lecithin, or condensation products of an alkylene oxide with fatty acids, for example polyoxy-  
35 ethylene stearate, or condensation products of ethylene oxide with long

chain aliphatic alcohols, for example heptadecaethyleneoxycetanol, or condensation products of ethylene oxide with partial esters derived from fatty acids and a hexitol such as polyoxyethylene sorbitol monooleate, or condensation products of ethylene oxide with partial esters derived from  
5 fatty acids and hexitol anhydrides, for example polyethylene sorbitan monooleate. The aqueous suspensions may also contain one or more preservatives, for example ethyl, or n-propyl, p-hydroxybenzoate, one or more coloring agents, one or more flavoring agents, and one or more sweetening agents, such as sucrose or saccharin.

10 Oily suspensions may be formulated by suspending the active ingredient in a vegetable oil, for example arachis oil, olive oil, sesame oil or coconut oil, or in a mineral oil such as liquid paraffin. The oily suspensions may contain a thickening agent, for example beeswax, hard paraffin or cetyl alcohol. Sweetening agents such as those set forth  
15 above, and flavoring agents may be added to provide a palatable oral preparation. These compositions may be preserved by the addition of an anti-oxidant such as ascorbic acid.

Dispersible powders and granules suitable for preparation of an aqueous suspension by the addition of water provide the active  
20 ingredient in admixture with a dispersing or wetting agent, suspending agent and one or more preservatives. Suitable dispersing or wetting agents and suspending agents are exemplified by those already mentioned above. Additional excipients, for example sweetening, flavoring and coloring agents, may also be present.

25 The pharmaceutical compositions of the invention may also be in the form of oil-in-water emulsions. The oily phase may be a vegetable oil, for example olive oil or arachis oil, or a mineral oil, for example liquid paraffin or mixtures of these. Suitable emulsifying agents may be naturally-occurring gums, for example gum acacia or  
30 gum tragacanth, naturally-occurring phosphatides, for example soy bean, lecithin, and esters or partial esters derived from fatty acids and hexitol anhydrides, for example sorbitan monooleate, and condensation products of the said partial esters with ethylene oxide, for example polyoxyethylene sorbitan monooleate. The emulsions may also contain  
35 sweetening and flavoring agents.

Syrups and elixirs may be formulated with sweetening agents, for example glycerol, propylene glycol, sorbitol or sucrose. Such formulations may also contain a demulcent, a preservative and flavoring and coloring agents.

5           The pharmaceutical compositions may be in the form of a sterile injectable aqueous or oleagenous suspension. This suspension may be formulated according to the known art using those suitable dispersing or wetting agents and suspending agents which have been mentioned above. The sterile injectable preparation may also be a sterile  
10 injectable solution or suspension in a non-toxic parenterally-acceptable diluent or solvent, for example as a solution in 1,3-butane diol. Among the acceptable vehicles and solvents that may be employed are water, Ringer's solution and isotonic sodium chloride solution. In addition, sterile, fixed oils are conventionally employed as a solvent or suspending  
15 medium. For this purpose any bland fixed oil may be employed including synthetic mono- or diglycerides. In addition, fatty acids such as oleic acid find use in the preparation of injectables.

The compounds of the present invention may also be administered in the form of suppositories for rectal administration of the  
20 drug. These compositions can be prepared by mixing the drug with a suitable non-irritating excipient which is solid at ordinary temperatures but liquid at the rectal temperature and will therefore melt in the rectum to release the drug. Such materials are cocoa butter and polyethylene glycols.

25           For topical use, creams, ointments, jellies, solutions or suspensions, etc., containing the compounds of The present invention are employed. (For purposes of this application, topical application shall include mouth washes and gargles.)

30           The pharmaceutical composition and method of the present invention may further comprise other therapeutically active compounds as noted herein which are usually applied in the treatment of the above mentioned pathological conditions.

In the treatment or prevention of conditions which require chemokine receptor modulation an appropriate dosage level will  
35 generally be about 0.001 to 100 mg per kg patient body weight per day

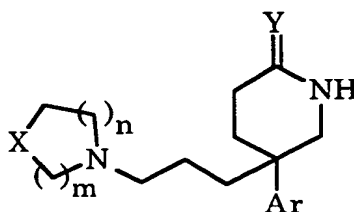
which can be administered in single or multiple doses. Preferably, the dosage level will be about 0.01 to about 25 mg/kg per day; more preferably about 0.05 to about 10 mg/kg per day. A suitable dosage level may be about 0.01 to 25 mg/kg per day, about 0.05 to 10 mg/kg per day, or about 0.1 to 5 mg/kg per day. Within this range the dosage may be 0.005 to 0.05, 0.05 to 0.5 or 0.5 to 5.0 mg/kg per day. For oral administration, the compositions are preferably provided in the form of tablets containing 1.0 to 1000 milligrams of the active ingredient, particularly 1.0, 5.0, 10.0, 15.0, 20.0, 25.0, 50.0, 75.0, 100.0, 150.0, 200.0, 250.0, 300.0, 400.0, 500.0, 600.0, 750.0, 800.0, 900.0, and 1000.0 milligrams of the active ingredient for the symptomatic adjustment of the dosage to the patient to be treated. The compounds may be administered on a regimen of 1 to 4 times per day, preferably once or twice per day.

It will be understood, however, that the specific dose level and frequency of dosage for any particular patient may be varied and will depend upon a variety of factors including the activity of the specific compound employed, the metabolic stability and length of action of that compound, the age, body weight, general health, sex, diet, mode and time of administration, rate of excretion, drug combination, the severity of the particular condition, and the host undergoing therapy.

Several methods for preparing the compounds of this invention are illustrated in the following Schemes and Examples.

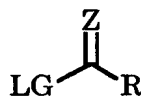
Several methods for preparing the compounds of this invention are illustrated in the following Schemes and Examples.

According to one general process, (A), compounds of formula (I) may be prepared from a compound of formula (II)



(II)

wherein Ar, X, Y, m and n are as defined in relation to formula (I), by reaction with a compound of the formula (III)



(III)

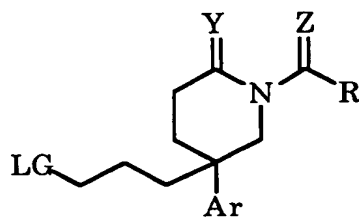
5

wherein R and Z are as defined in relation to formula (I) and LG represents a leaving group such as a halogen atom or an alkyl- or aryl-sulphonyloxy group, e.g. chlorine, bromine or iodine or a methylsulphonate or *p*-toluenesulphonate group, in the presence of a  
10 base.

For compounds wherein Y is two hydrogen atoms and Z is oxygen, suitable bases include organic bases such as tertiary amines, e.g. triethylamine, and inorganic bases such as alkali metal carbonates, e.g. sodium carbonate or potassium carbonate. Conveniently, the  
15 reaction is effected in a suitable organic solvent, such as dimethylformamide, acetonitrile or dichloromethane, conveniently at a temperature between room temperature and 100°C.

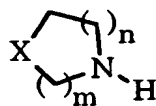
For compounds wherein Y is oxygen and Z is two hydrogen atoms, suitable bases include alkali metal hydrides, e.g. sodium  
20 hydride. Conveniently, the reaction is effected in a suitable organic solvent such as an ether, e.g. tetrahydrofuran, conveniently at a temperature between room temperature and 100°C.

According to another process, (B), compounds of formula (I) may be prepared from compounds of formula (IV):



(IV)

wherein Ar, R, Y and Z are as defined in relation to formula (I) and LG is as previously defined, by reaction with an amine of formula (V):



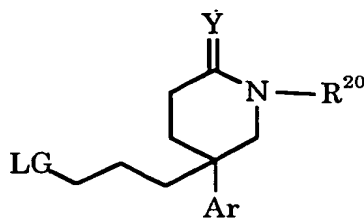
(V)

- 5 wherein X, m and n are as defined in relation to formula (I), in the presence of a base.

Suitable bases include organic bases such as tertiary amines, e.g. triethylamine, and inorganic bases such as alkali metal carbonates, e.g. sodium carbonate or potassium carbonate.

- 10 Conveniently, the reaction is effected in a suitable organic solvent, such as dimethylformamide, acetonitrile or dichloromethane, conveniently at a temperature between room temperature and 100°C.

Compounds of formula (II) may be prepared from compounds of formula (VI):



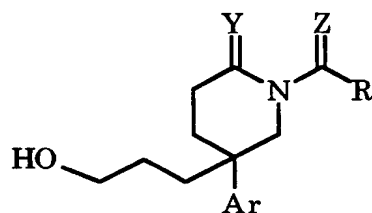
(VI)

15

wherein Ar and Y are as defined in relation to formula (I), LG is as previously defined, and R<sup>20</sup> is a suitable amine protecting group, such as

an alkoxy carbonyl group, for example, *tert*-butoxycarbonyl, by reaction with an amine of formula (V) according to the method of process (B) above, followed by removal of any protecting group where present.

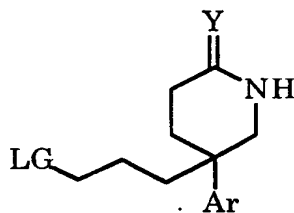
- 5 Compounds of formula (IV) may be prepared from compounds of formula (VII):



(VII)

- by conventional methodology. For instance, where the desired leaving group is a halogen atom, by reaction with a corresponding halogen acid, such as hydrogen bromide or hydrogen iodide. Where the leaving group is an alkyl- or aryl-sulphonyloxy group, the compound of formula (VII) may be reacted with, for example, methanesulfonyl chloride or *p*-toluenesulfonyl chloride.
- 10

Alternatively, compounds of formula (IV) may be prepared by the reaction of a compound of formula (VIII):



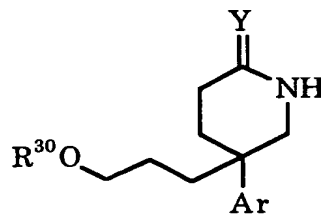
(VIII)

15

with a compound of formula (II) according to the method of process (A).

Compounds of formula (VII) may be prepared by the reaction of a compound of formula (IX):



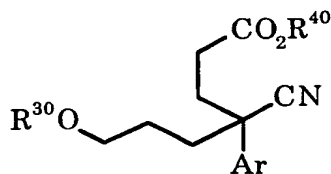


(IX)

where R<sup>30</sup> is a suitable hydroxy protecting group, for example, tetrahydropyran, with a compound of formula (II) according to the method of process (A), above, followed by removal of any protecting group  
 5 where present.

Compounds of formula (IX) in which Y is two hydrogen atoms may be prepared by reduction of the corresponding compound of formula (IX) in which Y is an oxygen atom. Suitable reducing agents include hydrides such as lithium aluminium hydride in a suitable  
 10 solvent, for example, tetrahydrofuran, conveniently at a temperature between room temperature and 100°C, for example, at about 60°C.

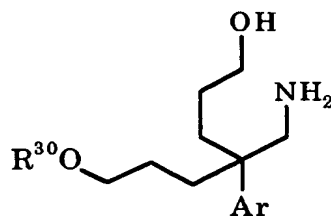
Alternatively, compounds of formula (IX) in which Y is two hydrogen atoms may be prepared in a two-step reaction from a compound of formula (X)



(X)

15

wherein R<sup>30</sup> is a suitable hydroxy protecting group as previously defined and R<sup>40</sup> is a C<sub>1-6</sub>alkyl group, especially an ethyl group. Firstly the compound of formula (X) is reduced using, for example, lithium aluminium hydride as described above. The resulting compound of  
 20 formula (Xa):

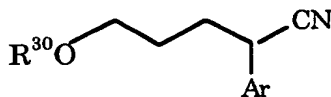


(Xa)

is then cyclized by converting the alcohol group to a leaving group using, for example, triphenyl phosphine, followed by the addition of diethyl azodicarboxylate (DEAD) in a suitable organic solvent, for example, dichloromethane, to complete the cyclization, this method being based upon that described by R.C. Bernotas and R.V. Cube in *Tetrahedron Letters* (1990) 91, 161-164.

Compounds of formula (IX) in which Y is an oxygen atom may also be prepared from a corresponding compound of formula (X), by hydrogenation in the presence of an excess of Raney™ nickel. A suitable solvent for this reaction is a mixture of ethanol and ammonia.

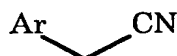
Compounds of formula (X) may be prepared from a compound of formula (XI):



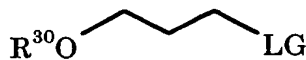
(XI)

by a Michael addition using a compound of the formula  $\text{H}_2\text{C}=\text{CHCO}_2\text{R}^{40}$  and a suitable base, preferably, *N*-benzyltrimethyl-ammonium hydroxide (Triton B™).

Compounds of formula (XI) may be prepared by the alkylation of a compound of formula (XII) with a compound of formula (XIII):



(XII)



(XIII)

wherein Ar, R<sup>30</sup> and LG are as previously defined, using conventional conditions, for example, using a base such as sodium hydride in a suitable solvent such as tetrahydrofuran, preferably at a temperature between -25°C and room temperature.

5                   Compounds of formulae (III), (V), (XII) and (XIII) are commercially available, or may be prepared from commercially available starting materials using conventional procedures well known to those skilled in the art.

                  During any of the above synthetic sequences it may be  
10 necessary and/or desirable to protect sensitive or reactive groups on any of the molecules concerned. This may be achieved by means of conventional protecting groups, such as those described in *Protective Groups in Organic Chemistry*, ed. J.F.W. McOmie, Plenum Press, 1973; and T.W. Greene and P.G.M. Wuts, *Protective Groups in Organic*  
15 *Synthesis*, John Wiley & Sons, 1991. The protecting groups may be removed at a convenient subsequent stage using methods known from the art.

                  In particular, amino moieties may be protected by, for example, the formation of alkoxy carbonyl derivatives, e.g. *tert*-  
20 *butoxy carbonyl* and *trichloroethoxy carbonyl*, or *benzyl*, *trityl* or *benzyloxy carbonyl* derivatives. Subsequent removal of the protecting group is achieved by conventional procedures thus, for example, *tert*-*butoxy carbonyl*, *benzyl* or *benzyloxy carbonyl* groups may be removed by hydrogenolysis in the presence of a catalyst e.g. palladium; a  
25 *trichloroethoxy carbonyl* group may be removed with zinc dust; and a *trityl* group may be removed under acidic conditions using standard procedures.

                  Where hydroxyl groups require protection, this may be effected by the formation of esters or trialkylsilyl, tetrahydropyran or  
30 *benzyl ethers*. Such derivatives may be deprotected by standard procedures thus, for example, a tetrahydropyran ether derivative may be deprotected using hydrochloric acid in methanol.

In some cases the order of carrying out the foregoing reaction schemes may be varied to facilitate the reaction or to avoid unwanted reaction products.

The following examples are provided for the purpose of further illustration only and are not intended to be limitations on the disclosed invention.

### INTERMEDIATE 1

#### 10 3,4-Dichlorotetrahydropyranyloxypropyl- $\alpha$ -benzeneacetonitrile

3,4-Dichlorophenylacetonitrile (52.0g, 0.280mol) and 3-bromopropoxy-tetrahydropyrane (68.6g, 1.1eq) were mixed in tetrahydrofuran (350ml) and cooled to  $-20^{\circ}\text{C}$ . Sodium hydride (60% in oil, 30g, 2.7eq) was added during 25 minutes. The solution was allowed to warm to room temperature and stirred for 2 hours. The reaction was quenched carefully with water and partitioned with ethyl acetate and the aqueous phase was extracted with ethyl acetate (x2). The combined organic phase was washed with water (x2), brine (x1) and dried ( $\text{MgSO}_4$ ). The solvent was evaporated and the residue was purified by flash chromatography using petroleum ether/dichloromethane (gradient 100:0 to 0:100) as eluant to provide the title compound as a viscous yellow oil (77.0g, 84% yield).  $^1\text{H}$  NMR (250MHz,  $\text{CDCl}_3$ ):  $\delta$  7.48 (2H, m) 7.20 (1H, dd,  $J_1=8.29\text{Hz}$ ,  $J_2=2.17\text{Hz}$ ) 4.55 (1H, t,  $J=1.74\text{Hz}$ ) 3.92-3.74 (2H, m) 3.55-3.39 (2H, m) 2.07-1.97 (2H, m) 1.83-1.71 (4H, m) 1.55 (4H, m) 1.26 (1H, t,  $J=14.29\text{Hz}$ ).  $m/z$  (ES+) 327/329 due to chlorine isotope pattern.

### INTERMEDIATE 2

#### 30 4-[3-Tetrahydropyranyloxypropyl]-4-cyano-4-[3,4-dichlorophenyl]-ethylbutanoate

The nitrile (Intermediate 1) (30.15g, 0.0919mol) was dissolved in 1,4-dioxane (200ml). Ethyl acrylate (17.56g, 1.7eq) and Triton B<sup>TM</sup> (5ml, 40wt%, methanol) were added and the solution was stirred at  $80^{\circ}\text{C}$  for 29 hours at room temperature. The reaction was quenched with

ammonium chloride and extracted with diethyl ether (x2). The combined organic phase was washed with water (x2), brine (x1) and dried (MgSO<sub>4</sub>). The solvent and unreacted ethyl acrylate were evaporated to provide the title compound as a viscous yellow oil (37.4g, 95% yield). <sup>1</sup>H NMR (250MHz, CDCl<sub>3</sub>): δ 7.48 (2H, m) 7.26 (1H, dd, J<sub>1</sub>=8.29Hz, J<sub>2</sub>=2.17Hz) 4.51 (1H, dt, J<sub>1</sub>=10.23Hz, J<sub>2</sub>=3.21Hz) 4.17-4.03 (2H, m) 3.86-3.65 (2H, m) 3.51-3.32 (2H, m) 2.54-1.96 (6H, m) 1.77-1.66 (4H, m) 1.51 (4H, m) 1.24 (3H, m). m/z (ES+) 428/430 due to chlorine isotope pattern

10

## INTERMEDIATE 3

5-[3-Tetrahydropyranlyloxypropyl]-5-[3,4-dichlorophenyl]-piperidin-2-one

The ester nitrile (Intermediate 2) (26.66g, 0.062mol) was dissolved in ethanol (140ml) and ammonia (22ml). Raney™ nickel catalyst was added (8 "scoops") and the solution was hydrogenated at 40 psi for 48 hours (the hydrogen was recharged several times the first couple of hours). The solution was filtered, keeping the catalyst wet at all times, the solvent was evaporated under high vacuum and the residue was purified by flash chromatography using ethyl acetate/methanol (gradient 100:0 to 80:20) as eluant to provide the title compound as a clear yellow viscous oil (18.3g, 76% yield). <sup>1</sup>H NMR (360MHz, CDCl<sub>3</sub>): δ 7.41 (2H, m) 7.15 (1H, dd, J<sub>1</sub>=8.45Hz, J<sub>2</sub>=2.31Hz) 7.10 (1H, s) 4.45 (1H, dt, J<sub>1</sub>=10.23Hz, J<sub>2</sub>=3.21Hz) 3.77 (1H, m) 3.69-3.56 (2H, m) 3.45 (1H, m) 3.36 (1H, dd, J<sub>1</sub>=12.71Hz, J<sub>2</sub>=undetectable) 3.25 (1H, m) 2.16-2.04 (2H, m) 1.88-1.79 (2H, m) 1.65 (2H, m) 1.51 (4H, m) 1.33-1.18 (3H, m).

20

25

## INTERMEDIATE 4

5-[3-Tetrahydropyranlyloxypropyl]-5-[3,4-dichlorophenyl]-1-benzylpiperidin-2-one

The piperidinone (Intermediate 3) (4.43g, 0.010mol) was dissolved in tetrahydrofuran (40ml). Sodium hydride (60% in oil, 0.44g, 1.1eq) and benzyl bromide (1.88g, 1.1eq) were added and the mixture stirred at room temperature for 16 hours. The reaction was quenched

35

with water and extracted with ethyl acetate (x3). The combined organic phase was washed with water (x1), brine (x1) and dried (MgSO<sub>4</sub>). The solvent was evaporated and the residue was purified by flash chromatography using ethyl acetate/petroleum ether (50:50) as eluant to provide the title compound. <sup>1</sup>H NMR (250 MHz, CDCl<sub>3</sub>) (this spectrum only contains very broad peaks so in the following only the chemical shifts and the integrations are given) δ 7.34 (6H) 7.08 (1H) 6.80 (1H) 4.86 (1H) 4.42 (1H) 3.75 (1H) 3.52 (3H) 3.22 (2H) 2.44 (1H) 2.12 (2H) 1.67 (4H) 1.51 (4H) 1.17 (3H).

10

## INTERMEDIATE 5

5-[3-Hydroxypropyl]-5-[3,4-dichlorophenyl]-1-benzylpiperidin-2-one

The THP protected piperidinone (Intermediate 4) (4.11g, 8.65mmol) was deprotected by stirring with 3M hydrochloric acid/methanol (50ml) for 2 hours. The solvent was evaporated and the residue was redissolved in ethyl acetate and washed with sodium bicarbonate (x1), brine (x1) and dried (MgSO<sub>4</sub>). The solvent was evaporated to afford the title compound as a yellow oil which was used without further purification.

20

## INTERMEDIATE 6

5-[3-Methanesulfonyloxypropyl]-5-[3,4-dichlorophenyl]-1-benzylpiperidin-2-one

25

The deprotected piperidinone (Intermediate 5) (3.28g, 8.39mmol) was dissolved in dichloromethane (25ml) on a water bath. Triethylamine (1.27g, 1.5eq) was added followed by methanesulfonyl chloride (1.05g, 1.1eq). The mixture was stirred for 1.5 hours at room temperature and then quenched with sodium bicarbonate. The aqueous phase was extracted with dichloromethane (x2) and the combined organic phase was washed with water (x1), brine (x1) and dried (MgSO<sub>4</sub>). The solvent was evaporated and the residue was purified by flash chromatography using ethyl acetate/petroleum ether (gradient 50:50 to 100:0) as eluant to provide the title compound as a clear gum.

35

<sup>1</sup>H NMR (250MHz, CDCl<sub>3</sub>): δ 7.38-7.26 (6H, m) 7.08 (1H, d, J=2.28Hz) 6.78 (1H, dd, J<sub>1</sub>=8.44Hz, J<sub>2</sub>=2.28Hz) 4.87 (1H, d, J=14.31Hz) 4.36 (1H, d, J=14.31Hz) 4.02 (1H, t, J=6.15Hz) 3.54 (1H, d, J=12.02Hz) 3.27 (1H, d, J=12.02Hz) 2.94 (3H, s) 2.51-2.41 (1H, m) 2.26-1.97 (3H, m) 1.84-1.57 (2H, m) 1.36-1.24 (2H, m).

## INTERMEDIATE 7

5-(3-Tetrapyranyloxypropyl)-5-[3,4-dichlorophenyl]-piperidine

10           The THP protected piperidinone (Intermediate 3) (13.74g, 0.036mol) was dissolved in tetrahydrofuran (100ml) and 1M lithium aluminium hydride (78ml, 2eq) was added. The solution was stirred at 60°C on an oil bath for 2 hours. The reaction was quenched carefully with 2M sodium hydroxide (15ml) and water (15ml). The aqueous phase  
15 was extracted with ethyl acetate (x2) and the combined organic phase was washed with water (x1), brine (x1) and dried (MgSO<sub>4</sub>). The solvent was evaporated to provide the title compound (10.0g, 76% yield). <sup>1</sup>H NMR (250MHz, CDCl<sub>3</sub>): δ 7.41-7.38 (2H, m) 7.17 (1H, dd, J<sub>1</sub>=8.47Hz, J<sub>2</sub>=2.23Hz) 4.46 (1H, t, J=3.51Hz) 3.84-3.75 (1H, m) 3.69-3.56 (1H, m) 3.49-3.41 (1H, m)  
20 3.28-3.19 (2H, m) 2.86-2.71 (2H, m) 2.12-2.05 (1H, m) 1.85-1.37 (12H, m) 1.31-1.14 (3H, m).

## INTERMEDIATE 8

5-(3-Tetrapyranyloxypropyl)-5-[3,4-dichlorophenyl]-piperidine

25 (Alternative route)

Step A)           4-(3-Tetrahydropyranyloxypropyl)-4-cyano-4-[3,4-dichlorophenyl]-butan-1-ol

30           The nitrile ester (Intermediate 2) (2.07g, 4.84mmol) was dissolved in tetrahydrofuran (10ml) and cooled on a ice-bath. lithium aluminium hydride (1M, THF, 14.5ml, 3eq) was added over 10 minutes. The solution was then stirred at 60°C on an oil bath for 2 hours after which it quenched carefully with sodium hydroxide (2M, 2ml) and water (2ml). The solution was filtered through a Hyflo™ filter and the filtrate

was dried (MgSO<sub>4</sub>) and evaporated to provide the title compound (1.71g, 91% yield).

5 Step B) 5-(3-Tetrapyranyloxypropyl)-5-[3,4-dichlorophenyl]-piperidine

The amino alcohol of Step (A) (1.70g, 436mmol) was dissolved in anhydrous dichloromethane and triphenyl phosphine (1.26g, 1.1eq) was added. After stirring for 5 minutes diethyl azodicarboxylate (0.73g, 1eq) was added and the mixture was stirred for 5  
10 hours. The solution was diluted with water and extracted with dichloromethane (x2). The combined organic phase was washed with water (x2), brine (x1), dried (MgSO<sub>4</sub>) and the solvent was evaporated. The residue was purified by flash chromatography using ethyl acetate/methanol/ammonia (gradient 100:0:0 to 90:10:0.2) as eluant to  
15 provide the title compound (1.123g, 69% yield).

#### INTERMEDIATE 9

5-(3-Tetrapyranyloxypropyl)-5-[3,4-dichlorophenyl]-1-benzoylpiperidine

20 The THP protected piperidine (Intermediate 7) (10.0g, 0.027mol) was dissolved in dichloromethane (50ml) on an ice-bath. Triethylamine (3.00g, 1.1eq) was added. Benzoyl chloride (4.18g, 1.1eq) was dissolved in dichloromethane (50ml) and added dropwise. The reaction was allowed to warm to 23°C, stirred for 2 hours and then  
25 quenched with sodium bicarbonate and extracted with dichloromethane (x3). The combined organic phase was washed with water (x1), brine (x1) and dried (MgSO<sub>4</sub>). The solvent was removed *in vacuo* to provide the title compound as a brown solid. This material was used without further purification. <sup>1</sup>H NMR at 353K (360MHz, DMSO): δ 7.53 (1H, d,  
30 J=8.58Hz) 7.50 (1H, m) 7.40 (3H, m) 7.31 (1H, m) 7.23 (2H, m) 4.41 (1H, m) 4.12 (1H, m) 3.66 (1H, m) 3.51-3.36 (5H, m) 3.22 (1H, m) 2.10 (1H, m) 1.84 (1H, m) 1.68 (2H, m) 1.56 (2H, m) 1.42 (6H, m) 1.18 (2H, m).

#### INTERMEDIATE 10

35



5-(3-Hydroxypropyl)-5-[3,4-dichlorophenyl]-1-benzoylpiperidine

The THP protected amide (Intermediate 9) (12.8g, 0.027mol) was deprotected by stirring with 3M hydrochloric acid in methanol (150ml) for 2 hours. The solvent was removed *in vacuo* and the residue was redissolved in ethyl acetate and washed with sodium bicarbonate (x1), water (x1) and (MgSO<sub>4</sub>). The solvent was evaporated to provide the title compound. This material was used without further purification. <sup>1</sup>H NMR at 353K (360MHz, DMSO): δ 7.53 (1H, d, J=8.47Hz) 7.49 (1H, s) 7.41 (3H, m) 7.30 (1H, m) 7.22 (2H, m) 4.18 (1H, m) 4.04 (1H, m) 3.43-3.22 (5H, m) 2.11 (1H, m) 1.81 (1H, m) 1.69-1.54 (3H, m) 1.36 (1H, m) 1.04 (2H, m).

## INTERMEDIATE 11

5-(3-Methanesulfonylpropyl)-5-[3,4-dichlorophenyl]-1-benzoylpiperidine

The amido alcohol (Intermediate 10) (11.3g, 0.029mol) was dissolved in dichloromethane (100ml), triethylamine (4.36g, 1.5eq) and then methanesulfonyl chloride (3.63g, 1.1eq) were added and the mixture stirred for 1 hour. The reaction was quenched with sodium bicarbonate and extracted with dichloromethane (x3). The organic layer was washed with water (x1), brine (x1) and dried (MgSO<sub>4</sub>). The solvent was evaporated and the residue was purified by flash chromatography using ethyl acetate/petroleum ether (50:50 and 100:0) as eluant to provide the title compound as a gum (8.82g, 63% yield). m/z (ES+) 470.

## EXAMPLE 1

5-[3-{4,4-(N-Sulfonamidomethyl-3,3-indolyl)piperidino}propyl]-5-[3,4-diphenyl]-1-benzylpiperidin-2-one

The lactam mesylate (Intermediate 6) (0.433g, 0.923mmol) was dissolved in dimethylformamide (3ml). Potassium carbonate (0.262g, 2eq) and 4,4-[N-sulfonamidomethyl-3,3-indolyl]-piperidine (0.268g, 1.1eq) was added and stirred at 60°C on an oil bath for 16 hours. The solution was diluted with water (x15) and extracted with ethyl acetate (x2). The combined organic phase was washed with water (x2), brine (x1) and dried (MgSO<sub>4</sub>). The solvent was evaporated and the

residue was purified by flash chromatography using dichloro-  
methane/methanol (gradient 100:0 to 95:5) as eluant to provide the title  
compound as a white amorphous solid (219mg, 37% yield).

<sup>1</sup>H NMR (250MHz, CDCl<sub>3</sub>): δ 7.42-7.02 (11H, m) 6.80 (1H, dd, J<sub>1</sub>=8.45Hz,  
5 J<sub>2</sub>=2.30Hz) 4.86 (1H, d, J=14.33Hz) 4.39 (1H, d, J=14.33Hz) 3.74 (2H, s) 3.56  
(1H, d, J=12.76Hz) 3.26 (1H, d, J=12.76Hz) 2.88 (3H, s) 2.71 (2H, br.s) 2.50-  
2.41 (1H, m) 2.25-1.46 (13H, m) 1.08 (2H, m). m/z (ES+) 640.

### EXAMPLE 2

10

5-[3-{4-(2-Keto-1-benzimidazoliny)-piperidino}propyl]-5-[3,4-  
dichlorophenyl]-1-benzylpiperidin-2-one

The lactam mesylate (Intermediate 6) (0.336g, 0.716mmol)  
was dissolved in dimethylformamide (5ml). Potassium carbonate  
15 (0.198g, 2eq) and 4-[2-keto-1-benzimidazoliny]-piperidine (0.175g, 1.1eq)  
was added and stirred at 60°C on an oil bath for 16 hours. The solution  
was diluted with water (x15) and extracted with ethyl acetate (x2). The  
combined organic phase was washed with water (x2), brine (x1) and  
dried (MgSO<sub>4</sub>). The solvent was evaporated and the residue was purified  
20 by flash chromatography (three times) using dichloro-  
methane/methanol (gradient 100:0 to 96:4) as eluant to provide the title  
compound as a white amorphous solid (13mg, 3% yield). <sup>1</sup>H NMR  
(250MHz, CDCl<sub>3</sub>): δ 7.42-7.20 (7H, m) 7.12-7.00 (4H, m) 6.81 (1H, dd,  
J<sub>1</sub>=8.45Hz, J<sub>2</sub>=2.30Hz) 4.86 (1H, d, J=14.33Hz) 4.40 (1H, d, J=14.33Hz) 4.30  
25 (1H, m) 3.56 (1H, d, J=12.76Hz) 3.26 (1H, d, J=12.76Hz) 2.86 (2H, br.s) 2.52-  
2.01 (10H, m) 1.78-1.68 (4H, m) 1.60-1.47 (1H, m) 1.09 (2H, m). m/z (ES+)  
591

### EXAMPLE 3

30 5-[3-{4-Acetyl-4-phenyl-piperidino}propyl]-5-[3,4-dichlorophenyl]-1-  
benzylpiperidin-2-one

The lactam mesylate, (Intermediate 6) (0.437g, 0.932mmol)  
was dissolved in dimethylformamide (5ml). Potassium carbonate (0.385  
g, 3 eq) and 4-acetyl-4-phenylpiperidine hydrochloride (0.248g, 1.1eq) was  
35 added and stirred at 60°C on an oil bath for 16 hours. The solution was

diluted with water (x15) and extracted with ethyl acetate (x2). The combined organic phase was washed with water (x2), brine (x1) and dried (MgSO<sub>4</sub>). The solvent was evaporated and the residue was purified by flash chromatography using dichloromethane/methanol (gradient  
5 99:1 to 97:3) as eluant to provide the title compound as a white amorphous solid (220mg, 41% yield). <sup>1</sup>H NMR (250MHz, CDCl<sub>3</sub>): δ 7.37-7.24 (11H, m) 7.08 (1H, d, J=2.18Hz) 6.78 (1H, dd, J<sub>1</sub>=8.45Hz, J<sub>2</sub>=2.18Hz) 4.86 (1H, d, J=14.31Hz) 4.36 (1H, d, J=14.31Hz) 3.53 (1H, d, J=12.70Hz) 3.23 (1H, d, J=12.70Hz) 2.49-2.38 (6H, m) 2.22-1.87 (11H, m) 1.69 (1H, td, J<sub>1</sub>=12.78Hz, J<sub>2</sub>=5.51Hz) 1.48 (1H, td, J<sub>1</sub>=12.78Hz, J<sub>2</sub>=5.51Hz) 1.03 (2H, m). m/z (ES+) 577

#### EXAMPLE 4

15 5-[3-(1-Phenyl-1,3,8-triazaspiro[4.5]decan-4-one)propyl]-5-[3,4-dichlorophenyl]-1-benzylpiperidin-2-one

The lactam mesylate (Intermediate 6) (0.420g, 0.896mmol) was dissolved in dimethylformamide (6ml). Potassium carbonate (0.493g, 4eq) and 1-phenyl-1,3,8-triazaspiro[4.5]decan-4-one (0.231g, 1.1eq)  
20 was added and stirred at 60°C on an oil bath for 16 hours. The solution was diluted with water (x15) and extracted with ethyl acetate (x2). The combined organic phase was washed with water (x2), brine (x1) and dried (MgSO<sub>4</sub>). The solvent was evaporated and the residue was purified by flash chromatography using dichloromethane/methanol (gradient  
25 99:1 to 95:5) as eluant to provide the title compound as a white amorphous solid (186mg, 34% yield). <sup>1</sup>H NMR (360MHz, CDCl<sub>3</sub>): δ 7.39-7.23 (9H, m) 7.10 (1H, d, J=2.25Hz) 6.87 (3H, m) 6.81 (1H, dd, J<sub>1</sub>=8.45Hz, J<sub>2</sub>=2.25Hz) 4.85 (1H, d, J=14.34Hz) 4.69 (2H, s) 4.39 (1H, d, J=14.34Hz) 3.55 (1H, d, J=12.70Hz) 3.26 (1H, d, J=12.70Hz) 2.65-2.42 (6H, m) 2.23-2.12 (4H, m)  
30 2.06-1.97 (2H, m) 1.74 (1H, td, J<sub>1</sub>=12.67Hz, J<sub>2</sub>=5.02Hz) 1.66 (2H, d, J=13.15Hz) 1.52 (1H, td, J<sub>1</sub>=12.67Hz, J<sub>2</sub>=5.02Hz) 1.06 (2H, m). m/z (ES+) 605

#### EXAMPLE 5

5-[3-{4,4-(*N*-Sulfonamidomethyl-3,3-indolyl)piperidino}propyl]-5-[3,4-diphenyl]-1-benzoylpiperidine

---

The amide mesylate (Intermediate 11) (0.70g, 1.49mmol) was dissolved in dimethylformamide (8ml). Potassium carbonate (0.44g, 2eq) and 4,4-(*N*-sulfonamido-3,3-indolyl)-piperidine (0.48g, 1.2eq) were added and the mixture was stirred on an oil bath at 60°C for 16 hours. The reaction was diluted with water (x15) and extracted with ethyl acetate (x2). The organic phase was washed with water (x1), brine (x1) and dried (MgSO<sub>4</sub>). The solvent was evaporated and the residue was purified twice by flash chromatography using dichloromethane/methanol (gradient 99:1 and 98:2) as eluant to provide the title compound as a white amorphous solid (178mg, 19% yield). <sup>1</sup>H NMR at 353K (360MHz, DMSO): δ 7.54 (1H, d, J=8.47Hz) 7.52 (1H, s) 7.42 (3H, m) 7.33 (1H, m) 7.21 (5H, m) 7.02 (1H, t, J=7.34Hz) 4.11 (1H, br.s) 3.73 (2H, s) 3.53 (1H, d, J=13.32Hz) 3.36 (2H, br.s) 2.98 (3H, s) 2.62 (2H, m) 2.17 (3H, m) 1.95-1.75 (5H, m) 1.64-1.54 (5H, m) 1.39 (1H, br.s) 1.07 (2H, m). m/z (ES+) 640

#### EXAMPLE 6

5-[3-{4-(2-Keto-1-benzimidazoliny)-piperidino}propyl]-5-[3,4-dichlorophenyl]-1-benzoylpiperidine

---

The amide mesylate (Intermediate 11) (0.660g, 1.41mmol) was dissolved in dimethylformamide (5ml). Potassium carbonate (0.388g, 2eq) and 4-(2-keto-1-benzimidazoliny)-piperidine (0.366g, 1.2eq) were added and the mixture was stirred on an oil bath at 60°C for 16 hours. The reaction was diluted with water (x15) and extracted with ethyl acetate (x2). The organic phase was washed with water (x1), brine (x1) and dried (MgSO<sub>4</sub>). The solvent was evaporated and the residue was purified by flash chromatography using dichloromethane/ methanol (gradient 100:0 to 94:6) as eluant to provide the title compound as a white amorphous solid (174mg, 21% yield). <sup>1</sup>H NMR at 353K (360MHz, DMSO): δ 10.52 (1H, s) 7.54 (1H, d, J=8.47Hz) 7.52 (1H, s) 7.42 (3H, m) 7.34 (1H, m) 7.24 (2H, m) 7.13 (1H, m) 6.94 (3H, m) 4.06 (2H, m) 3.53 (1H, d, J=13.46Hz) 3.37 (2H, br.s) 2.78 (2H, m) 2.29 (2H, m) 2.17 (3H, m) 1.97-1.87 (3H, m) 1.60 (5H, m) 1.38 (1H, br.s) 1.08 (2H, m). m/z (ES+) 591

## EXAMPLE 7

5-[3-(4-Acetyl-4-phenyl-piperidino)propyl]-5-[3,4-dichlorophenyl]-1-benzoylpiperidine

The amide mesylate (Intermediate 11) (0.567g, 1.21mmol) was dissolved in dimethylformamide (8ml). Potassium carbonate (0.333g, 2eq) and 4-acetyl-4-phenylpiperidine (0.270g, 1.1eq) were added and the mixture was stirred on an oil bath at 60°C for 16 hours. The reaction was diluted with water (x15) and extracted with ethyl acetate (x2). The organic phase was washed with water (x1), brine (x1) and dried (MgSO<sub>4</sub>). The solvent was evaporated and the residue was purified by flash chromatography using dichloromethane/methanol (gradient 100:0 to 98:2) as eluant to provide the title compound as a white amorphous solid (123mg, 18% yield). <sup>1</sup>H NMR at 353K (360MHz, DMSO): δ 7.54 (1H, d, J=8.47Hz) 7.52 (1H, s) 7.42-7.23 (11H, m) 4.08 (1H, m) 3.52 (1H, d, J=13.37Hz) 3.36 (2H, br.s) 2.37-2.30 (4H, m) 2.06 (5H, m) 1.95-1.85 (6H, m) 1.57 (3H, m) 1.37 (1H, br.s) 1.03 (2H, m). m/z (ES+) 577

20

## EXAMPLE 8

5-[3-(1-Phenyl-1,3,8-triazaspiro[4.5]decan-4-one)propyl]-5-[3,4-dichlorophenyl]-1-benzoylpiperidine

The amide mesylate (Intermediate 11) (0.760g, 1.62mmol) was dissolved in dimethylformamide (8ml). Potassium carbonate (0.847g, 3.8eq) and 1-phenyl-1,3,8-triazaspiro[4.5]decan-4-one (0.270g, 1.1eq) were added and the mixture was stirred on an oil bath at 60°C for 16 hours. The reaction was diluted with water (x15) and extracted with ethyl acetate (x2). The organic phase was washed with water (x1), brine (x1) and dried (MgSO<sub>4</sub>). The solvent was evaporated and the residue was purified by flash chromatography using dichloromethane/ methanol (gradient 100:0 to 98:2) as eluant to provide the title compound as a off-white amorphous solid (333mg, 34% yield). <sup>1</sup>H NMR at 353K (360MHz, DMSO): δ 8.29 (1H, s) 7.52 (2H, d, J=8.47Hz) 7.41 (3H, m) 7.33 (1H, br.s) 7.23 (4H, m) 6.88 (2H, d, J=8.11Hz) 6.78 (1H, t, J=7.28Hz) 4.56 (2H, s) 4.15

35

(1H, m) 3.52 (1H, d, J=13.40Hz) 3.38 (2H, br.s) 2.61-2.38 (6H, m) 2.19 (3H, m) 1.87 (1H, m) 1.72-1.51 (5H, m) 1.39 (1H, br.s) 1.10 (2H, m). m/z (ES+) 605

## EXAMPLE 9

5

5-[3-{4,4-(1,1-Indanyl)piperidino}propyl]-5-[3,4-diphenyl]-1-benzoylpiperidine

---

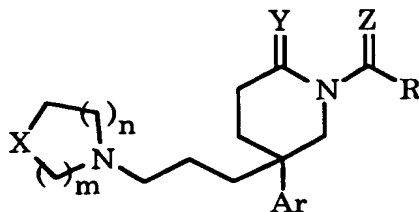
By employing essentially the procedures described above, the title compound was prepared from the amide mesylate (Intermediate 10 11) and 4,4-(1,1-indanyl)-piperidine. <sup>1</sup>H NMR (DMSO-d<sub>6</sub>): δ 7.54 (2H, m) 7.40 (3H, m) 7.32 (1H, br.m) 7.24 (2H, m) 7.10 (4H, m) 4.06 (1H, br.m) 3.53 (1H, d, J=13.4Hz) 3.36 (2H, br.s) 2.81 (2H, t, J=7.2Hz) 2.49 (2H, m) 2.18-1.60 (14H, m) 1.37 (4H, m). m/z 561 (MH<sup>+</sup>, 100%).

15

While the invention has been described and illustrated with reference to certain particular embodiments thereof, those skilled in the art will appreciate that various adaptations, changes, modifications, substitutions, deletions, or additions of procedures and protocols may be made without departing from the spirit and scope of the invention. For 20 example, effective dosages other than the particular dosages as set forth herein above may be applicable as a consequence of variations in the responsiveness of the mammal being treated for any of the indications with the compounds of the invention indicated above. Likewise, the specific pharmacological responses observed may vary according to and 25 depending upon the particular active compounds selected or whether there are present pharmaceutical carriers, as well as the type of formulation and mode of administration employed, and such expected variations or differences in the results are contemplated in accordance with the objects and practices of the present invention. It is intended, 30 therefore, that the invention be defined by the scope of the claims which follow and that such claims be interpreted as broadly as is reasonable.

## WHAT IS CLAIMED IS:

1. A compound of the formula I:



(I)

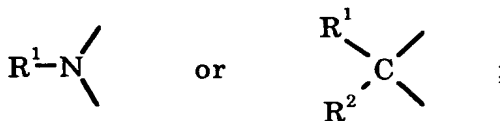
5

wherein:

m is zero, 1 or 2;

n is 1, 2 or 3, with the proviso that the sum of m + n is 1, 2, 3 or 4;

10 X is:



one of Y and Z is =O whereas the other represents two hydrogen atoms;

Ar is selected from the group consisting of:

15

unsubstituted phenyl;

phenyl which is substituted by 1, 2 or 3 substituents selected from: hydroxy, cyano, halogen, trifluoromethyl, C<sub>1</sub>-6alkyl, C<sub>2</sub>-6alkenyl, C<sub>2</sub>-6alkynyl, C<sub>3</sub>-7cycloalkyl, C<sub>3</sub>-7cycloalkylC<sub>1</sub>-4alkyl, and C<sub>1</sub>-6alkoxy;

20

thienyl; benzothienyl; naphthyl; unsubstituted indolyl; and indolyl which is substituted on the nitrogen atom by a C<sub>1</sub>-4alkyl group;

R is selected from the group consisting of:

25

unsubstituted phenyl; and

phenyl substituted by 1, 2 or 3 substituents selected from:  
hydroxy, cyano, halogen, trifluoromethyl, C<sub>1-6</sub>alkyl,  
C<sub>2-6</sub>alkenyl, C<sub>2-6</sub>alkynyl, C<sub>3-7</sub>cycloalkyl, C<sub>3-7</sub>cycloalkylC<sub>1-4</sub>alkyl, and C<sub>1-6</sub>alkoxy;

5

R<sup>1</sup> is selected from the group consisting of:

hydrogen; C<sub>1-6</sub>alkyl;

C<sub>1-6</sub>alkyl substituted by 1 or 2 substituents selected from:

10

hydroxy, -OR<sup>3</sup>, oxo, -NHCOR<sup>3</sup>, -NR<sup>3</sup>R<sup>4</sup>, cyano,  
halogen, trifluoromethyl, unsubstituted phenyl, and  
phenyl substituted by 1 or 2 substituents selected  
from: hydroxy, cyano, halogen and trifluoromethyl;  
unsubstituted phenyl;

15

phenyl substituted by 1, 2 or 3 substituents selected from:  
hydroxy, cyano, -C(O)NR<sup>3</sup>R<sup>4</sup>, -NR<sup>3</sup>R<sup>4</sup>, -NR<sup>3</sup>COR<sup>4</sup>,  
halogen, trifluoromethyl, C<sub>1-4</sub>alkyl, -S(O)<sub>p</sub>C<sub>1-4</sub>alkyl  
and -C(O)R<sup>3</sup>;  
unsubstituted aryl;

20

aryl substituted by 1, 2 or 3 substituents selected from :  
hydroxy, cyano, -C(O)NR<sup>3</sup>R<sup>4</sup>, -NR<sup>3</sup>R<sup>4</sup>, -NR<sup>3</sup>COR<sup>4</sup>,  
halogen, trifluoromethyl, C<sub>1-4</sub>alkyl, -S(O)<sub>p</sub>C<sub>1-4</sub>alkyl  
and -C(O)R<sup>3</sup>; and

25

a saturated heterocyclic ring of 4, 5 or 6 ring atoms which  
ring contains 1 or 2 nitrogen atoms, one of which may be at  
the point of attachment to the remainder of the molecule,  
and optionally containing in the ring an oxygen atom,  
which ring is substituted on any available nitrogen atom by  
a group R<sup>5</sup> and which ring may be further substituted by a  
group selected from: hydroxyC<sub>1-4</sub>alkyl, C<sub>1-4</sub>alkoxyC<sub>1-</sub>

30

4alkoxy, oxo and COR<sup>3</sup>, and which ring may have fused  
thereto a phenyl ring, wherein the phenyl ring may be  
substituted by 1 or 2 substituents selected from: hydroxy,  
cyano, -C(O)NR<sup>3</sup>R<sup>4</sup>, -NR<sup>3</sup>R<sup>4</sup>, -NR<sup>3</sup>COR<sup>4</sup>, halogen,  
trifluoromethyl, C<sub>1-4</sub>alkyl, -S(O)<sub>p</sub>C<sub>1-4</sub>alkyl, and -C(O)R<sup>3</sup>;



R<sup>2</sup> is selected from:

5 C<sub>1</sub>-6alkyl hydroxyC<sub>1</sub>-6alkyl, hydroxy, OR<sup>3</sup>, halogen,  
 trifluoromethyl, nitro, cyano, -NR<sup>3</sup>R<sup>4</sup>, -NHCOR<sup>3</sup>,  
 -NR<sup>3</sup>COR<sup>4</sup>, -NHCO<sub>2</sub>R<sup>3</sup>, -NR<sup>3</sup>CO<sub>2</sub>R<sup>4</sup>, -NHS(O)<sub>p</sub>R<sup>3</sup>,  
 -NR<sup>3</sup>S(O)<sub>p</sub>R<sup>4</sup>, -CONR<sup>3</sup>R<sup>4</sup>, -COR<sup>3</sup>, -CO<sub>2</sub>R<sup>3</sup> and -S(O)<sub>p</sub>R<sup>3</sup>;

10 or R<sup>1</sup> and R<sup>2</sup> are joined together to form a 5- or 6-membered non-  
 aromatic ring which may contain in the ring 1 or 2 groups  
 of the formula -NR<sup>5</sup>-, which ring is optionally substituted by  
 an oxo group and which ring may be substituted by, or have  
 fused thereto, a phenyl group, wherein the phenyl ring may  
 be substituted by 1 or 2 substituents selected from: hydroxy,  
 cyano, -C(O)NR<sup>3</sup>R<sup>4</sup>, -NR<sup>3</sup>R<sup>4</sup>, -NR<sup>3</sup>COR<sup>4</sup>, halogen,  
 15 trifluoromethyl, C<sub>1</sub>-4alkyl, -S(O)<sub>p</sub>C<sub>1</sub>-4alkyl, and -C(O)R<sup>3</sup>;

R<sup>3</sup> and R<sup>4</sup> are each independently selected from:

hydrogen;  
 unsubstituted C<sub>1</sub>-6alkyl;  
 20 C<sub>1</sub>-6alkyl substituted by 1 or 2 substituents selected from  
 unsubstituted: phenyl, hydroxy, oxo, cyano, C<sub>1</sub>-  
 4alkoxy and trifluoromethyl;  
 C<sub>1</sub>-6alkoxy;  
 unsubstituted phenyl; and  
 25 phenyl substituted by 1, 2 or 3 substituents selected from:  
 hydroxy, C<sub>1</sub>-4alkyl, cyano, halogen, and  
 trifluoromethyl;  
 or the group -NR<sup>3</sup>R<sup>4</sup> is a saturated or partially saturated  
 heterocyclic ring of 4 to 7 ring atoms, which ring may  
 30 optionally contain in the ring one oxygen or sulfur atom or a  
 group selected from: -NR<sup>5</sup>-, -S(O)- or -S(O)<sub>2</sub>- and which  
 ring may be optionally substituted by one or two groups

selected from: hydroxyC<sub>1-4</sub>alkyl, C<sub>1-4</sub>alkoxyC<sub>1-4</sub>alkyl, oxo,  
-COR<sup>6</sup> and -CO<sub>2</sub>R<sup>6</sup>;

R<sup>5</sup> is selected from:

5 hydrogen, C<sub>1-4</sub>alkyl, -S(O)<sub>2</sub>C<sub>1-4</sub>alkyl, -C(O)R<sup>3</sup>,  
unsubstituted phenyl and benzyl;

R<sup>6</sup> is selected from: hydrogen or C<sub>1-4</sub>alkyl; and

p is zero, 1 or 2;

10 or a pharmaceutically acceptable salt thereof;

with the exception of:

5-[3-{4,4-(*N*-sulfonamidomethyl-3,3-  
indolyl)piperidino}propyl]-5-[3,4-diphenyl]-1-benzylpiperidin-2-one;  
5-[3-{4-(2-keto-1-benzimidazoliny)-piperidino}propyl]-5-[3,4-  
15 dichlorophenyl]-1-benzylpiperidin-2-one;  
5-[3-{4-acetyl-4-phenyl-piperidino}propyl]-5-[3,4-  
dichlorophenyl]-1-benzylpiperidin-2-one;  
5-[3-{1-phenyl-1,3,8-triazaspiro[4.5]decan-4-one}propyl]-5-  
[3,4-dichlorophenyl]-1-benzylpiperidin-2-one;  
20 5-[3-{4,4-(*N*-sulfonamidomethyl-3,3-  
indolyl)piperidino}propyl]-5-[3,4-diphenyl]-1-benzoylpiperidine;  
5-[3-{4-(2-keto-1-benzimidazoliny)-piperidino}propyl]-5-[3,4-  
dichlorophenyl]-1-benzoylpiperidine;  
5-[3-{4-acetyl-4-phenyl-piperidino}propyl]-5-[3,4-  
25 dichlorophenyl]-1-benzoylpiperidine;  
5-[3-{1-phenyl-1,3,8-triazaspiro[4.5]decan-4-one}propyl]-5-  
[3,4-dichlorophenyl]-1-benzoylpiperidine; and  
5-[3-{4,4-(1,1-indanyl)piperidino}propyl]-5-[3,4-diphenyl]-1-  
benzoylpiperidine.

30

2. The compound of Claim 1 wherein:

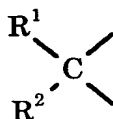
Ar is unsubstituted phenyl or phenyl substituted by 1, 2 or 3 substituents selected from: hydroxy, cyano, halogen, trifluoromethyl, C<sub>1-6</sub>alkyl, C<sub>2-6</sub>alkenyl, C<sub>2-6</sub>alkynyl, C<sub>3-7</sub>cycloalkyl, C<sub>3-7</sub>cycloalkylC<sub>1-4</sub>alkyl, and C<sub>1-6</sub>alkoxy;  
 5 or a pharmaceutically acceptable salt thereof.

3. The compound of Claim 1 wherein:

R is unsubstituted phenyl or phenyl substituted by 1, 2 or 3 substituents selected from: hydroxy, cyano, halogen, trifluoromethyl, C<sub>1-6</sub>alkyl, C<sub>2-6</sub>alkenyl, C<sub>2-6</sub>alkynyl, C<sub>3-7</sub>cycloalkyl, C<sub>3-7</sub>cycloalkylC<sub>1-4</sub>alkyl, and C<sub>1-6</sub>alkoxy;  
 10 or a pharmaceutically acceptable salt thereof.

4. The compound of Claim 1 wherein:

15 X is



wherein:

20 R<sup>1</sup> is unsubstituted phenyl, or a saturated heterocyclic ring of 5 ring atoms which ring contains 1 or 2 nitrogen atoms, one of which is at the point of attachment to the remainder of the molecule, which ring is substituted on any available nitrogen atom by a group R<sup>5</sup>, where R<sup>5</sup> is hydrogen, and which ring is substituted by an oxo group, and  
 25 which ring has fused thereto a phenyl ring, wherein the phenyl ring is unsubstituted or substituted by 1 or 2 substituents selected from: hydroxy, cyano, -C(O)NR<sup>3</sup>R<sup>4</sup>, -NR<sup>3</sup>R<sup>4</sup>, -NR<sup>3</sup>COR<sup>4</sup>, halogen, trifluoromethyl, C<sub>1-4</sub>alkyl, -S(O)<sub>p</sub>C<sub>1-4</sub>alkyl, and -C(O)R<sup>3</sup>;

30 R<sup>2</sup> is hydrogen or -COR<sup>3</sup>, where R<sup>3</sup> is C<sub>1-3</sub>alkyl;

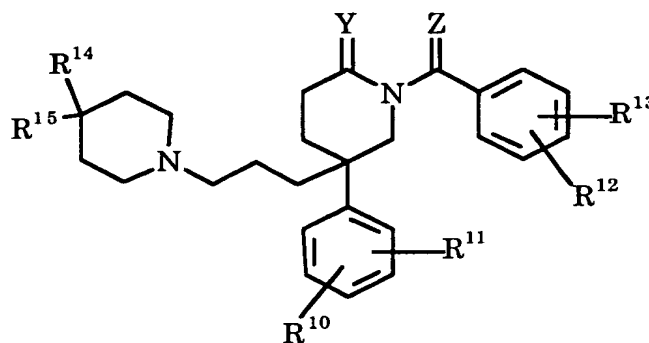
or  $R^1$  and  $R^2$  are joined together to form a 5-membered non-aromatic ring which optionally contains in the ring 1 or 2 groups of the formula  $NR^5$ , which ring is optionally substituted by an oxo group and which ring may be substituted by, or have fused thereto, a phenyl group, wherein the phenyl ring is unsubstituted or substituted by 1 or 2 substituents selected from: hydroxy, cyano,  $-C(O)NR^3R^4$ ,  $-NR^3R^4$ ,  $-NR^3COR^4$ , halogen, trifluoromethyl,  $C_{1-4}$ alkyl,  $-S(O)_pC_{1-4}$ alkyl, and  $-C(O)R^3$ ;

or a pharmaceutically acceptable salt thereof.

10

5. The compound of Claim 1 wherein:  $m$  is 2 and  $n$  is 1; or a pharmaceutically acceptable salt thereof.

6. The compound of Claim 1 which is of the formula (Ia):



(Ia)

wherein:

$R^{10}$ ,  $R^{11}$ ,  $R^{12}$  and  $R^{13}$  are selected from: hydrogen and halogen;

20

$R^{14}$  is an unsubstituted phenyl group or

a saturated heterocyclic ring of 5 ring atoms which ring contains 1 or 2 nitrogen atoms, one of which is at the point of attachment to the remainder of the molecule, which ring is substituted on any available nitrogen atom by a group  $R^5$ ,

25

and which ring may be substituted by an oxo group, and  
which ring has fused thereto a phenyl ring, wherein the  
phenyl ring may be substituted by 1 or 2 substituents  
selected from: hydroxy, cyano,  $-C(O)NR^3R^4$ ,  $-NR^3R^4$ ,  
5  $-NR^3COR^4$ , halogen, trifluoromethyl, C<sub>1-4</sub>alkyl,  $-S(O)_pC_{1-4}$   
alkyl, and  $-C(O)R^3$ ;

R<sup>15</sup> is  $-COR^3$ , where R<sup>3</sup> is C<sub>1-6</sub>alkyl;  
or R<sup>14</sup> and R<sup>15</sup> are joined together to form a 5-membered  
10 non-aromatic ring which may contain in the ring 1 or 2  
groups of the formula NR<sup>5</sup>, which ring is optionally  
substituted by an oxo group and which ring may be  
substituted by, or have fused thereto, a phenyl group,  
wherein the phenyl ring may be substituted by 1 or 2  
15 substituents selected from: hydroxy, cyano,  $-C(O)NR^3R^4$ ,  
 $-NR^3R^4$ ,  $-NR^3COR^4$ , halogen, trifluoromethyl, C<sub>1-4</sub>alkyl,  
 $-S(O)_pC_{1-4}$ alkyl, and  $-C(O)R^3$ ; and

one of Y and Z is =O whereas the other represents two hydrogen atoms;  
20 or a pharmaceutically acceptable salt thereof.

7. The compound of Claim 6 wherein:

R<sup>10</sup> and R<sup>11</sup> each are chlorine;

R<sup>12</sup> and R<sup>13</sup> each are hydrogen;

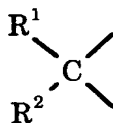
5 R<sup>14</sup> is unsubstituted phenyl;

R<sup>15</sup> is -COCH<sub>3</sub>;

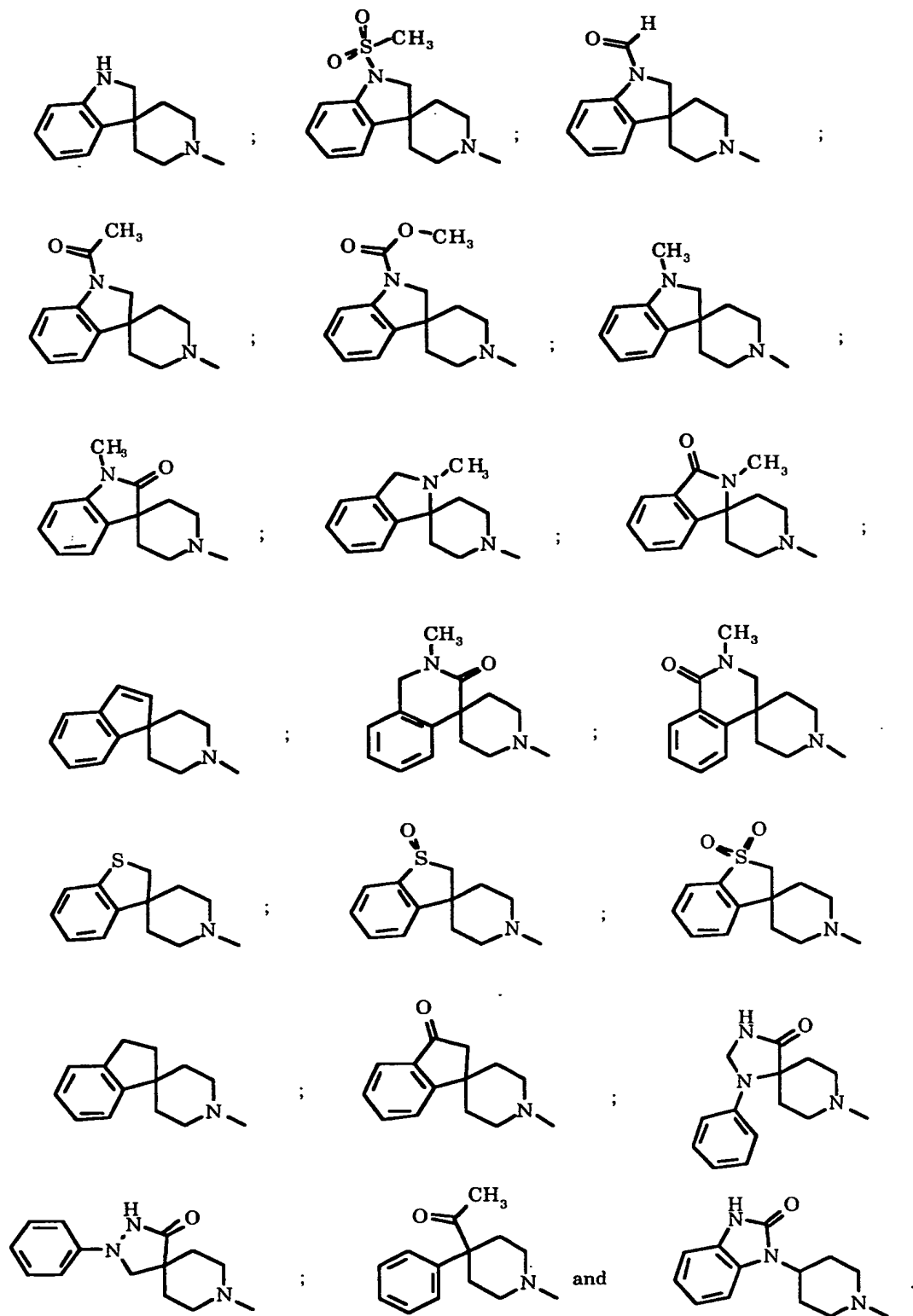
or R<sup>14</sup> and R<sup>15</sup> are joined together to form a 5-membered non-aromatic ring which may contain in the ring 1 or 2 groups of the formula -NR<sup>5</sup>-, which ring is optionally substituted by an oxo group and which ring may be substituted by, or have fused thereto, an unsubstituted phenyl group, wherein R<sup>5</sup> is selected from: hydrogen, -S(O)<sub>2</sub>CH<sub>3</sub> and phenyl.

15 8. The compound of Claim 1 wherein:

m is 2, n is 1 and X is:



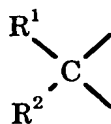
to give a group which is selected from:



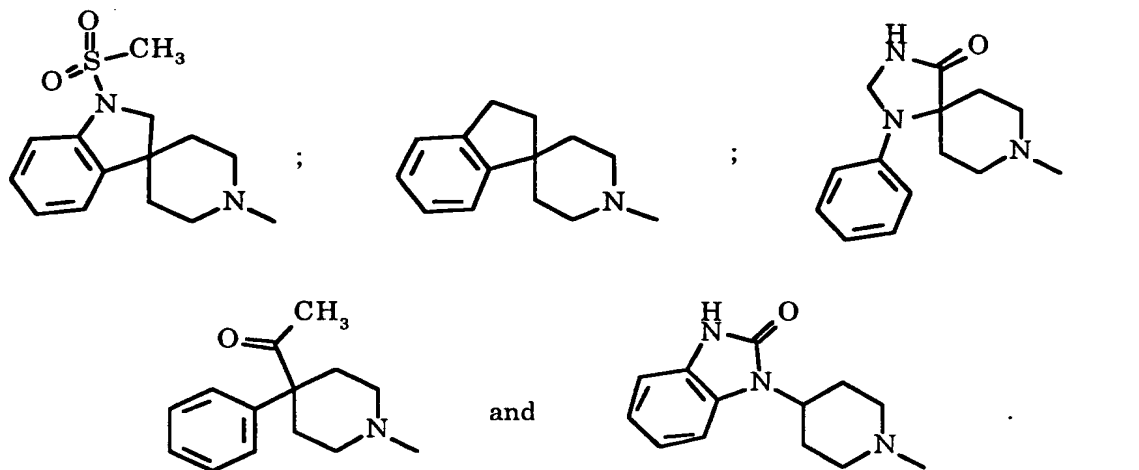
wherein each phenyl ring may be substituted by 1 or 2 substituents selected from:

5 hydroxy, cyano,  $-C(O)NR^3R^4$ ,  $-NR^3R^4$ ,  $-NR^3COR^4$ , halogen, trifluoromethyl,  $C_{1-4}$ alkyl,  $-S(O)_pC_{1-4}$ alkyl and  $-C(O)R^3$ , where  $R^3$ ,  $R^4$  and  $p$  are as previously defined above.

9. The compound of Claim 1 wherein:  
m is 2, n is 1 and X is:

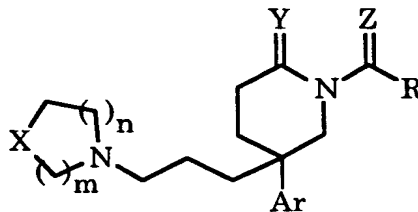


10 to give a group which is selected from:





10. A method for modulation of chemokine receptor activity in a mammal comprising the administration of an effective amount of a compound of formula I:



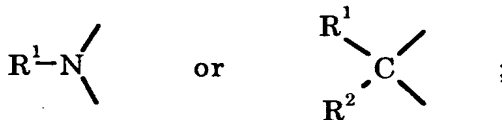
(I)

5 wherein:

m is zero, 1 or 2;

n is 1, 2 or 3, with the proviso that the sum of m + n is 1, 2, 3 or 4;

X is:



10

one of Y and Z is =O whereas the other represents two hydrogen atoms;

Ar is selected from the group consisting of:

unsubstituted phenyl;

15

phenyl which is substituted by 1, 2 or 3 substituents selected from: hydroxy, cyano, halogen, trifluoromethyl, C<sub>1</sub>-6alkyl, C<sub>2</sub>-6alkenyl, C<sub>2</sub>-6alkynyl, C<sub>3</sub>-7cycloalkyl, C<sub>3</sub>-7cycloalkylC<sub>1</sub>-4alkyl, and C<sub>1</sub>-6alkoxy;

20

thienyl; benzothienyl; naphthyl; unsubstituted indolyl; and indolyl which is substituted on the nitrogen atom by a C<sub>1</sub>-4alkyl group;

R is selected from the group consisting of:

unsubstituted phenyl; and

phenyl substituted by 1, 2 or 3 substituents selected from:  
hydroxy, cyano, halogen, trifluoromethyl, C<sub>1-6</sub>alkyl,  
C<sub>2-6</sub>alkenyl, C<sub>2-6</sub>alkynyl, C<sub>3-7</sub>cycloalkyl, C<sub>3-7</sub>cycloalkylC<sub>1-4</sub>alkyl, and C<sub>1-6</sub>alkoxy;

5

R<sup>1</sup> is selected from the group consisting of:

hydrogen; C<sub>1-6</sub>alkyl;

C<sub>1-6</sub>alkyl substituted by 1 or 2 substituents selected from:

10 hydroxy, -OR<sup>3</sup>, oxo, -NHCOR<sup>3</sup>, -NR<sup>3</sup>R<sup>4</sup>, cyano,  
halogen, trifluoromethyl, unsubstituted phenyl, and  
phenyl substituted by 1 or 2 substituents selected  
from: hydroxy, cyano, halogen and trifluoromethyl;  
unsubstituted phenyl;

phenyl substituted by 1, 2 or 3 substituents selected from:

15 hydroxy, cyano, -C(O)NR<sup>3</sup>R<sup>4</sup>, -NR<sup>3</sup>R<sup>4</sup>, -NR<sup>3</sup>COR<sup>4</sup>,  
halogen, trifluoromethyl, C<sub>1-4</sub>alkyl, -S(O)<sub>p</sub>C<sub>1-4</sub>alkyl  
and -C(O)R<sup>3</sup>;

unsubstituted aryl;

aryl substituted by 1, 2 or 3 substituents selected from :

20 hydroxy, cyano, -C(O)NR<sup>3</sup>R<sup>4</sup>, -NR<sup>3</sup>R<sup>4</sup>, -NR<sup>3</sup>COR<sup>4</sup>,  
halogen, trifluoromethyl, C<sub>1-4</sub>alkyl, -S(O)<sub>p</sub>C<sub>1-4</sub>alkyl  
and -C(O)R<sup>3</sup>; and

a saturated heterocyclic ring of 4, 5 or 6 ring atoms which  
ring contains 1 or 2 nitrogen atoms, one of which may be at  
25 the point of attachment to the remainder of the molecule,

and optionally containing in the ring an oxygen atom,  
which ring is substituted on any available nitrogen atom by  
a group R<sup>5</sup> and which ring may be further substituted by a  
group selected from: hydroxyC<sub>1-4</sub>alkyl, C<sub>1-4</sub>alkoxyC<sub>1-</sub>

30 4alkoxy, oxo and COR<sup>3</sup>, and which ring may have fused  
thereto a phenyl ring, wherein the phenyl ring may be  
substituted by 1 or 2 substituents selected from: hydroxy,  
cyano, -C(O)NR<sup>3</sup>R<sup>4</sup>, -NR<sup>3</sup>R<sup>4</sup>, -NR<sup>3</sup>COR<sup>4</sup>, halogen,  
trifluoromethyl, C<sub>1-4</sub>alkyl, -S(O)<sub>p</sub>C<sub>1-4</sub>alkyl, and -C(O)R<sup>3</sup>;

R<sup>2</sup> is selected from:

5 C<sub>1-6</sub>alkyl hydroxyC<sub>1-6</sub>alkyl, hydroxy, OR<sup>3</sup>, halogen,  
trifluoromethyl, nitro, cyano, -NR<sup>3</sup>R<sup>4</sup>, -NHCOR<sup>3</sup>,  
-NR<sup>3</sup>COR<sup>4</sup>, -NHCO<sub>2</sub>R<sup>3</sup>, -NR<sup>3</sup>CO<sub>2</sub>R<sup>4</sup>, -NHS(O)<sub>p</sub>R<sup>3</sup>,  
-NR<sup>3</sup>S(O)<sub>p</sub>R<sup>4</sup>, -CONR<sup>3</sup>R<sup>4</sup>, -COR<sup>3</sup>, -CO<sub>2</sub>R<sup>3</sup> and -S(O)<sub>p</sub>R<sup>3</sup>;

10 or R<sup>1</sup> and R<sup>2</sup> are joined together to form a 5- or 6-membered non-  
aromatic ring which may contain in the ring 1 or 2 groups  
of the formula -NR<sup>5</sup>-, which ring is optionally substituted by  
an oxo group and which ring may be substituted by, or have  
fused thereto, a phenyl group, wherein the phenyl ring may  
be substituted by 1 or 2 substituents selected from: hydroxy,  
15 cyano, -C(O)NR<sup>3</sup>R<sup>4</sup>, -NR<sup>3</sup>R<sup>4</sup>, -NR<sup>3</sup>COR<sup>4</sup>, halogen,  
trifluoromethyl, C<sub>1-4</sub>alkyl, -S(O)<sub>p</sub>C<sub>1-4</sub>alkyl, and -C(O)R<sup>3</sup>;

R<sup>3</sup> and R<sup>4</sup> are each independently selected from:

hydrogen;  
unsubstituted C<sub>1-6</sub>alkyl;  
20 C<sub>1-6</sub>alkyl substituted by 1 or 2 substituents selected from  
unsubstituted: phenyl, hydroxy, oxo, cyano, C<sub>1-4</sub>  
alkoxy and trifluoromethyl;  
C<sub>1-6</sub>alkoxy;  
unsubstituted phenyl; and  
25 phenyl substituted by 1, 2 or 3 substituents selected from:  
hydroxy, C<sub>1-4</sub>alkyl, cyano, halogen, and  
trifluoromethyl;  
or the group -NR<sup>3</sup>R<sup>4</sup> is a saturated or partially saturated  
heterocyclic ring of 4 to 7 ring atoms, which ring may  
30 optionally contain in the ring one oxygen or sulfur atom or a  
group selected from: -NR<sup>5</sup>-, -S(O)- or -S(O)<sub>2</sub>- and which  
ring may be optionally substituted by one or two groups

selected from: hydroxyC<sub>1-4</sub>alkyl, C<sub>1-4</sub>alkoxyC<sub>1-4</sub>alkyl, oxo,  
-COR<sup>6</sup> and -CO<sub>2</sub>R<sup>6</sup>;

R<sup>5</sup> is selected from:

5 hydrogen, C<sub>1-4</sub>alkyl, -S(O)<sub>2</sub>C<sub>1-4</sub>alkyl, -C(O)R<sup>3</sup>,  
unsubstituted phenyl and benzyl;

R<sup>6</sup> is selected from: hydrogen or C<sub>1-4</sub>alkyl; and  
p is zero, 1 or 2;

10 or a pharmaceutically acceptable salt thereof.

11. The method of Claim 10 wherein the compound of  
Formula I:

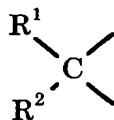
15 Ar is unsubstituted phenyl or phenyl substituted by 1, 2 or 3  
substituents selected from: hydroxy, cyano, halogen, trifluoromethyl,  
C<sub>1-6</sub>alkyl, C<sub>2-6</sub>alkenyl, C<sub>2-6</sub>alkynyl, C<sub>3-7</sub>cycloalkyl, C<sub>3-7</sub>cycloalkylC<sub>1-4</sub>  
alkyl, and C<sub>1-6</sub>alkoxy;  
or a pharmaceutically acceptable salt thereof.

20 12. The method of Claim 10 wherein the compound of  
Formula I:

R is unsubstituted phenyl or phenyl substituted by 1, 2 or 3  
substituents selected from: hydroxy, cyano, halogen, trifluoromethyl,  
C<sub>1-6</sub>alkyl, C<sub>2-6</sub>alkenyl, C<sub>2-6</sub>alkynyl, C<sub>3-7</sub>cycloalkyl, C<sub>3-7</sub>cycloalkylC<sub>1-4</sub>  
25 4alkyl, and C<sub>1-6</sub>alkoxy;  
or a pharmaceutically acceptable salt thereof.

13. The method of Claim 10 wherein the compound of  
Formula I:

30 X is



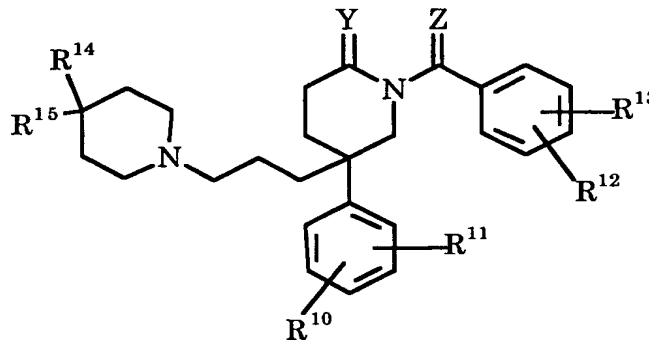
wherein:

$R^1$  is unsubstituted phenyl, or a saturated heterocyclic ring of 5 ring atoms which ring contains 1 or 2 nitrogen atoms, one of which is at the point of attachment to the remainder of the molecule, which  
5 ring is substituted on any available nitrogen atom by a group  $R^5$ , where  $R^5$  is hydrogen, and which ring is substituted by an oxo group, and which ring has fused thereto a phenyl ring, wherein the phenyl ring is unsubstituted or substituted by 1 or 2 substituents selected from: hydroxy, cyano,  $-C(O)NR^3R^4$ ,  $-NR^3R^4$ ,  $-NR^3COR^4$ , halogen,  
10 trifluoromethyl,  $C_{1-4}$ alkyl,  $-S(O)_pC_{1-4}$ alkyl, and  $-C(O)R^3$ ;

$R^2$  is hydrogen or  $-COR^3$ , where  $R^3$  is  $C_{1-3}$ alkyl;

or  $R^1$  and  $R^2$  are joined together to form a 5-membered non-  
15 aromatic ring which optionally contains in the ring 1 or 2 groups of the formula  $NR^5$ , which ring is optionally substituted by an oxo group and which ring may be substituted by, or have fused thereto, a phenyl group, wherein the phenyl ring is unsubstituted or substituted by 1 or 2 substituents selected from: hydroxy, cyano,  $-C(O)NR^3R^4$ ,  $-NR^3R^4$ ,  
20  $-NR^3COR^4$ , halogen, trifluoromethyl,  $C_{1-4}$ alkyl,  $-S(O)_pC_{1-4}$ alkyl, and  $-C(O)R^3$ ;  
or a pharmaceutically acceptable salt thereof.

14. The method of Claim 10 wherein the compound is of the formula (Ia):



(Ia)

wherein:

5  $R^{10}$ ,  $R^{11}$ ,  $R^{12}$  and  $R^{13}$  are selected from: hydrogen and halogen;

$R^{14}$  is an unsubstituted phenyl group or

10 a saturated heterocyclic ring of 5 ring atoms which ring contains 1 or 2 nitrogen atoms, one of which is at the point of attachment to the remainder of the molecule, which ring is substituted on any available nitrogen atom by a group  $R^5$ , and which ring may be substituted by an oxo group, and which ring has fused thereto a phenyl ring, wherein the phenyl ring may be substituted by 1 or 2 substituents

15 selected from: hydroxy, cyano,  $-C(O)NR^3R^4$ ,  $-NR^3R^4$ ,  $-NR^3COR^4$ , halogen, trifluoromethyl,  $C_{1-4}$ alkyl,  $-S(O)_pC_{1-4}$ alkyl, and  $-C(O)R^3$ ;

$R^{15}$  is  $-COR^3$ , where  $R^3$  is  $C_{1-6}$ alkyl;

20 or  $R^{14}$  and  $R^{15}$  are joined together to form a 5-membered non-aromatic ring which may contain in the ring 1 or 2 groups of the formula  $NR^5$ , which ring is optionally substituted by an oxo group and which ring may be substituted by, or have fused thereto, a phenyl group,

25 wherein the phenyl ring may be substituted by 1 or 2

substituents selected from: hydroxy, cyano,  $-\text{C}(\text{O})\text{NR}^3\text{R}^4$ ,  $-\text{NR}^3\text{R}^4$ ,  $-\text{NR}^3\text{COR}^4$ , halogen, trifluoromethyl,  $\text{C}_{1-4}$ alkyl,  $-\text{S}(\text{O})_p\text{C}_{1-4}$ alkyl, and  $-\text{C}(\text{O})\text{R}^3$ ; and

5 one of Y and Z is =O whereas the other represents two hydrogen atoms; or a pharmaceutically acceptable salt thereof.

15. The method of Claim 14 wherein the compound of formula (Ia):

10

$\text{R}^{10}$  and  $\text{R}^{11}$  each are chlorine;  
 $\text{R}^{12}$  and  $\text{R}^{13}$  each are hydrogen;  
 $\text{R}^{14}$  is unsubstituted phenyl;  
 $\text{R}^{15}$  is  $-\text{COCH}_3$ ;

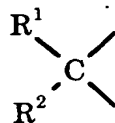
15

or  $\text{R}^{14}$  and  $\text{R}^{15}$  are joined together to form a 5-membered non-aromatic ring which may contain in the ring 1 or 2 groups of the formula  $-\text{NR}^5-$ , which ring is optionally substituted by an oxo group and which ring may be substituted by, or have fused thereto, an unsubstituted phenyl group, wherein  $\text{R}^5$  is selected from: hydrogen,  $-\text{S}(\text{O})_2\text{CH}_3$  and phenyl.

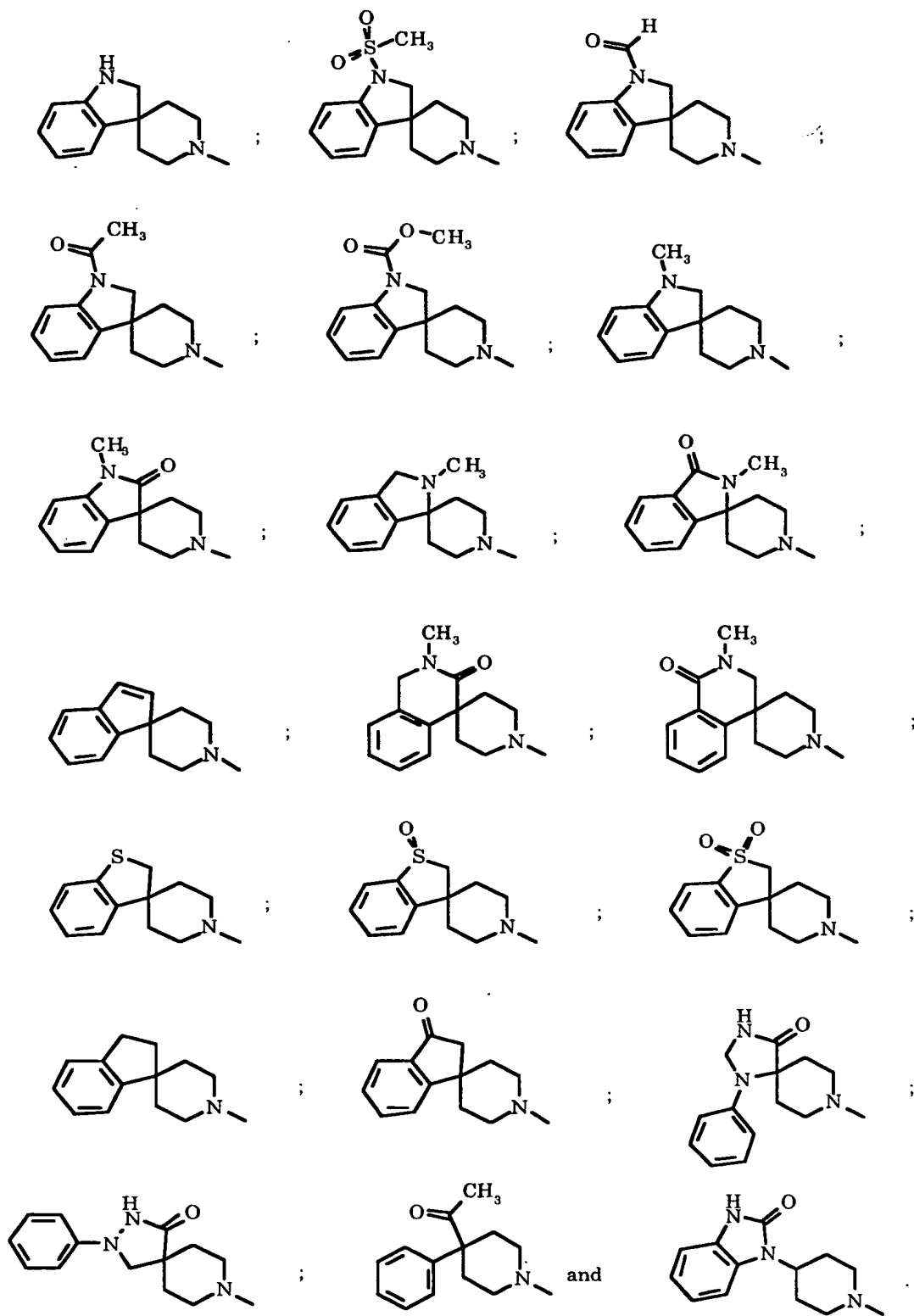
20

16. The method of Claim 10 wherein the compound m is 2, n is 1 and X is:

25



to give a group which is selected from:





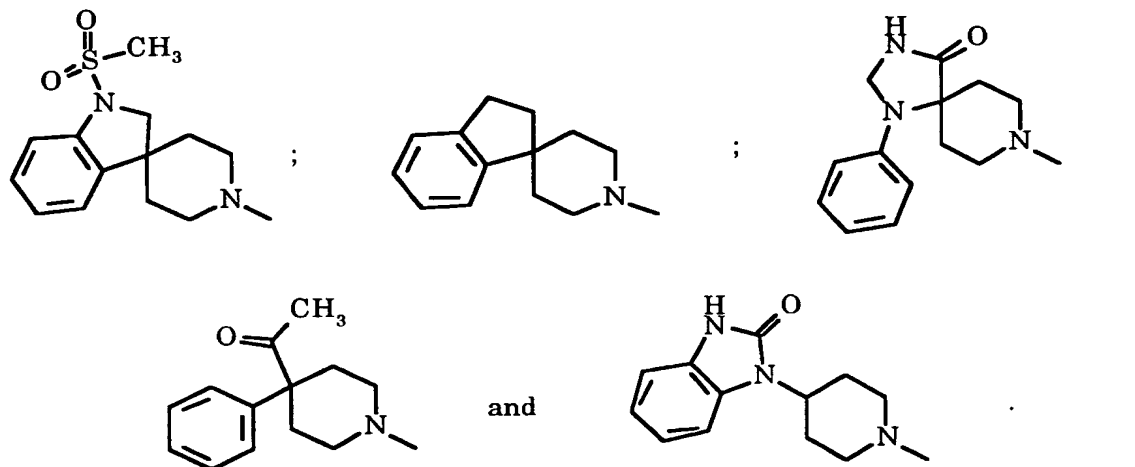
wherein each phenyl ring may be substituted by 1 or 2 substituents selected from:

5 hydroxy, cyano,  $-C(O)NR^3R^4$ ,  $-NR^3R^4$ ,  $-NR^3COR^4$ , halogen, trifluoromethyl, C<sub>1-4</sub>alkyl,  $-S(O)_pC_{1-4}$ alkyl and  $-C(O)R^3$ , where  $R^3$ ,  $R^4$  and p are as previously defined above.

17. The method of Claim 10 wherein the compound m is 2, n is 1 and X is:



to give a group which is selected from:

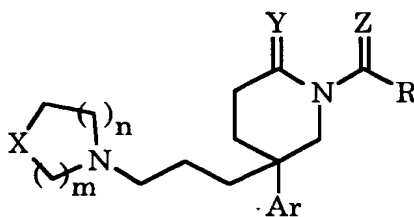


15 18. The method of Claim 10 wherein the compound is selected from the group consisting of:

5-[3-{4,4-(*N*-sulfonamidomethyl)-3,3-indolyl}piperidino]propyl]-5-[3,4-diphenyl]-1-benzylpiperidin-2-one;  
5-[3-{4-(2-keto-1-benzimidazolyl)-piperidino}propyl]-5-[3,4-dichlorophenyl]-1-benzylpiperidin-2-one;

- 5-[3-{4-acetyl-4-phenyl-piperidino}propyl]-5-[3,4-dichlorophenyl]-1-benzylpiperidin-2-one;
- 5-[3-{1-phenyl-1,3,8-triazaspiro[4.5]decan-4-one}propyl]-5-[3,4-dichlorophenyl]-1-benzylpiperidin-2-one;
- 5-[3-{4,4-(*N*-sulfonamidomethyl-3,3-indolyl)piperidino}propyl]-5-[3,4-diphenyl]-1-benzoylpiperidine;
- 5-[3-{4-(2-keto-1-benzimidazoliny)-piperidino}propyl]-5-[3,4-dichlorophenyl]-1-benzoylpiperidine;
- 5-[3-{4-acetyl-4-phenyl-piperidino}propyl]-5-[3,4-dichlorophenyl]-1-benzoylpiperidine;
- 5-[3-{1-phenyl-1,3,8-triazaspiro[4.5]decan-4-one}propyl]-5-[3,4-dichlorophenyl]-1-benzoylpiperidine;
- 5-[3-{4,4-(1,1-indanyl)piperidino}propyl]-5-[3,4-diphenyl]-1-benzoylpiperidine;
- or a pharmaceutically acceptable salt thereof.

19. A method for preventing infection by HIV, treating infection by HIV, delaying of the onset of AIDS, or treating AIDS comprising the administration to a patient of an effective amount of a compound of formula I:



(I)

wherein:

m is zero, 1 or 2;

- 25 n is 1, 2 or 3, with the proviso that the sum of m + n is 1 to 4;

X is:



unsubstituted aryl;

aryl substituted by 1, 2 or 3 substituents selected from :

hydroxy, cyano,  $-\text{C}(\text{O})\text{NR}^3\text{R}^4$ ,  $-\text{NR}^3\text{R}^4$ ,  $-\text{NR}^3\text{COR}^4$ ,  
 halogen, trifluoromethyl, C<sub>1-4</sub>alkyl,  $-\text{S}(\text{O})_p\text{C}_{1-4}\text{alkyl}$   
 5 and  $-\text{C}(\text{O})\text{R}^3$ ; and

a saturated heterocyclic ring of 4, 5 or 6 ring atoms which  
 ring contains 1 or 2 nitrogen atoms, one of which may be at  
 the point of attachment to the remainder of the molecule,  
 and optionally containing in the ring an oxygen atom,  
 10 which ring is substituted on any available nitrogen atom by  
 a group  $\text{R}^5$  and which ring may be further substituted by a  
 group selected from: hydroxyC<sub>1-4</sub>alkyl, C<sub>1-4</sub>alkoxyC<sub>1-4</sub>  
 alkoxy, oxo and  $\text{COR}^3$ , and which ring may have fused  
 thereto a phenyl ring, wherein the phenyl ring may be  
 15 substituted by 1 or 2 substituents selected from: hydroxy,  
 cyano,  $-\text{C}(\text{O})\text{NR}^3\text{R}^4$ ,  $-\text{NR}^3\text{R}^4$ ,  $-\text{NR}^3\text{COR}^4$ , halogen,  
 trifluoromethyl, C<sub>1-4</sub>alkyl,  $-\text{S}(\text{O})_p\text{C}_{1-4}\text{alkyl}$ , and  $-\text{C}(\text{O})\text{R}^3$ ;

$\text{R}^2$  is selected from:

20 C<sub>1-6</sub>alkyl hydroxyC<sub>1-6</sub>alkyl, hydroxy,  $\text{OR}^3$ , halogen,  
 trifluoromethyl, nitro, cyano,  $-\text{NR}^3\text{R}^4$ ,  $-\text{NHCOR}^3$ ,  
 $-\text{NR}^3\text{COR}^4$ ,  $-\text{NHCO}_2\text{R}^3$ ,  $-\text{NR}^3\text{CO}_2\text{R}^4$ ,  $-\text{NHS}(\text{O})_p\text{R}^3$ ,  
 $-\text{NR}^3\text{S}(\text{O})_p\text{R}^4$ ,  $-\text{CONR}^3\text{R}^4$ ,  $-\text{COR}^3$ ,  $-\text{CO}_2\text{R}^3$  and  $-\text{S}(\text{O})_p\text{R}^3$ ;

25 or  $\text{R}^1$  and  $\text{R}^2$  are joined together to form a 5- or 6-membered non-  
 aromatic ring which may contain in the ring 1 or 2 groups  
 of the formula  $-\text{NR}^5-$ , which ring is optionally substituted by  
 an oxo group and which ring may be substituted by, or have  
 fused thereto, a phenyl group, wherein the phenyl ring may  
 30 be substituted by 1 or 2 substituents selected from: hydroxy,  
 cyano,  $-\text{C}(\text{O})\text{NR}^3\text{R}^4$ ,  $-\text{NR}^3\text{R}^4$ ,  $-\text{NR}^3\text{COR}^4$ , halogen,  
 trifluoromethyl, C<sub>1-4</sub>alkyl,  $-\text{S}(\text{O})_p\text{C}_{1-4}\text{alkyl}$ , and  $-\text{C}(\text{O})\text{R}^3$ ;

R<sup>3</sup> and R<sup>4</sup> are each independently selected from:

hydrogen;

unsubstituted C<sub>1-6</sub>alkyl;

C<sub>1-6</sub>alkyl substituted by 1 or 2 substituents selected from

5 unsubstituted: phenyl, hydroxy, oxo, cyano, C<sub>1-4</sub>alkoxy and trifluoromethyl;

C<sub>1-6</sub>alkoxy;

unsubstituted phenyl; and

phenyl substituted by 1, 2 or 3 substituents selected from:

10 hydroxy, C<sub>1-4</sub>alkyl, cyano, halogen, and trifluoromethyl;

or the group -NR<sup>3</sup>R<sup>4</sup> is a saturated or partially saturated heterocyclic ring of 4 to 7 ring atoms, which ring may optionally contain in the ring one oxygen or sulfur atom or a group selected from: -NR<sup>5</sup>-, -S(O)- or -S(O)<sub>2</sub>- and which ring may be optionally substituted by one or two groups selected from: hydroxyC<sub>1-4</sub>alkyl, C<sub>1-4</sub>alkoxyC<sub>1-4</sub>alkyl, oxo, -COR<sup>6</sup> and -CO<sub>2</sub>R<sup>6</sup>;

15 R<sup>5</sup> is selected from:

20 hydrogen, C<sub>1-4</sub>alkyl, -S(O)<sub>2</sub>C<sub>1-4</sub>alkyl, -C(O)R<sup>3</sup>, unsubstituted phenyl and benzyl;

R<sup>6</sup> is selected from: hydrogen or C<sub>1-4</sub>alkyl; and

p is zero, 1 or 2;

or a pharmaceutically acceptable salt thereof.

25

20. The method of Claim 19 wherein the compound of Formula I:

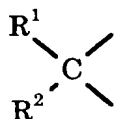
30 Ar is unsubstituted phenyl or phenyl substituted by 1, 2 or 3 substituents selected from: hydroxy, cyano, halogen, trifluoromethyl, C<sub>1-6</sub>alkyl, C<sub>2-6</sub>alkenyl, C<sub>2-6</sub>alkynyl, C<sub>3-7</sub>cycloalkyl, C<sub>3-7</sub>cycloalkylC<sub>1-4</sub>alkyl, and C<sub>1-6</sub>alkoxy;

or a pharmaceutically acceptable salt thereof.

21. The method of Claim 19 wherein the compound of Formula I:

R is unsubstituted phenyl or phenyl substituted by 1, 2 or 3 substituents selected from: hydroxy, cyano, halogen, trifluoromethyl, C<sub>1</sub>-6alkyl, C<sub>2</sub>-6alkenyl, C<sub>2</sub>-6alkynyl, C<sub>3</sub>-7cycloalkyl, C<sub>3</sub>-7cycloalkylC<sub>1</sub>-4alkyl, and C<sub>1</sub>-6alkoxy;  
5 or a pharmaceutically acceptable salt thereof.

22. The method of Claim 19 wherein the compound of Formula I:  
10 X is



wherein:

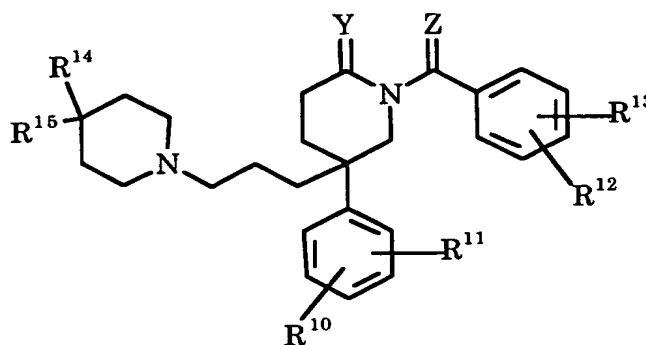
R<sup>1</sup> is unsubstituted phenyl, or a saturated heterocyclic ring of 5 ring atoms which ring contains 1 or 2 nitrogen atoms, one of which is at the point of attachment to the remainder of the molecule, which ring is substituted on any available nitrogen atom by a group R<sup>5</sup>, where R<sup>5</sup> is hydrogen, and which ring is substituted by an oxo group, and which ring has fused thereto a phenyl ring, wherein the phenyl ring is unsubstituted or substituted by 1 or 2 substituents selected from:  
15 hydroxy, cyano, -C(O)NR<sup>3</sup>R<sup>4</sup>, -NR<sup>3</sup>R<sup>4</sup>, -NR<sup>3</sup>COR<sup>4</sup>, halogen, trifluoromethyl, C<sub>1</sub>-4alkyl, -S(O)<sub>p</sub>C<sub>1</sub>-4alkyl, and -C(O)R<sup>3</sup>;  
20

R<sup>2</sup> is hydrogen or -COR<sup>3</sup>, where R<sup>3</sup> is C<sub>1</sub>-3alkyl;  
25

or R<sup>1</sup> and R<sup>2</sup> are joined together to form a 5-membered non-aromatic ring which optionally contains in the ring 1 or 2 groups of the formula NR<sup>5</sup>, which ring is optionally substituted by an oxo group and which ring may be substituted by, or have fused thereto, a phenyl group, wherein the phenyl ring is unsubstituted or substituted by 1 or 2 substituents selected from: hydroxy, cyano, -C(O)NR<sup>3</sup>R<sup>4</sup>, -NR<sup>3</sup>R<sup>4</sup>,  
30

$-\text{NR}^3\text{COR}^4$ , halogen, trifluoromethyl,  $\text{C}_{1-4}$ alkyl,  $-\text{S}(\text{O})_p\text{C}_{1-4}$ alkyl, and  $-\text{C}(\text{O})\text{R}^3$ ; or a pharmaceutically acceptable salt thereof.

23. The method of Claim 19 wherein the compound is of  
5 the formula (Ia):



(Ia)

wherein:

R<sup>10</sup>, R<sup>11</sup>, R<sup>12</sup> and R<sup>13</sup> are selected from: hydrogen and halogen;

10 R<sup>14</sup> is an unsubstituted phenyl group or

a saturated heterocyclic ring of 5 ring atoms which ring contains  
1 or 2 nitrogen atoms, one of which is at the point of  
attachment to the remainder of the molecule, which ring is  
substituted on any available nitrogen atom by a group R<sup>5</sup>,  
15 and which ring may be substituted by an oxo group, and  
which ring has fused thereto a phenyl ring, wherein the  
phenyl ring may be substituted by 1 or 2 substituents  
selected from: hydroxy, cyano,  $-\text{C}(\text{O})\text{NR}^3\text{R}^4$ ,  $-\text{NR}^3\text{R}^4$ ,  
 $-\text{NR}^3\text{COR}^4$ , halogen, trifluoromethyl,  $\text{C}_{1-4}$ alkyl,  $-\text{S}(\text{O})_p\text{C}_{1-}$   
20  $4$ alkyl, and  $-\text{C}(\text{O})\text{R}^3$ ;

R<sup>15</sup> is  $-\text{COR}^3$ , where R<sup>3</sup> is  $\text{C}_{1-6}$ alkyl;

or R<sup>14</sup> and R<sup>15</sup> are joined together to form a 5-membered

5 non-aromatic ring which may contain in the ring 1 or 2 groups of the formula  $\text{NR}^5$ , which ring is optionally substituted by an oxo group and which ring may be substituted by, or have fused thereto, a phenyl group, wherein the phenyl ring may be substituted by 1 or 2 substituents selected from: hydroxy, cyano,  $-\text{C}(\text{O})\text{NR}^3\text{R}^4$ ,  $-\text{NR}^3\text{R}^4$ ,  $-\text{NR}^3\text{COR}^4$ , halogen, trifluoromethyl,  $\text{C}_{1-4}$ alkyl,  $-\text{S}(\text{O})_p\text{C}_{1-4}$ alkyl, and  $-\text{C}(\text{O})\text{R}^3$ ; and

10 one of Y and Z is =O whereas the other represents two hydrogen atoms; or a pharmaceutically acceptable salt thereof.

24. The method of Claim 23 wherein the compound of formula (Ia):

15

$\text{R}^{10}$  and  $\text{R}^{11}$  each are chlorine;

$\text{R}^{12}$  and  $\text{R}^{13}$  each are hydrogen;

$\text{R}^{14}$  is unsubstituted phenyl;

$\text{R}^{15}$  is  $-\text{COCH}_3$ ;

20

or  $\text{R}^{14}$  and  $\text{R}^{15}$  are joined together to form a 5-membered

non-aromatic ring which may contain in the ring 1 or

2 groups of the formula  $-\text{NR}^5$ -, which ring is

optionally substituted by an oxo group and which ring

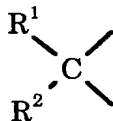
may be substituted by, or have fused thereto, an

25

unsubstituted phenyl group, wherein  $\text{R}^5$  is selected from: hydrogen,  $-\text{S}(\text{O})_2\text{CH}_3$  and phenyl.

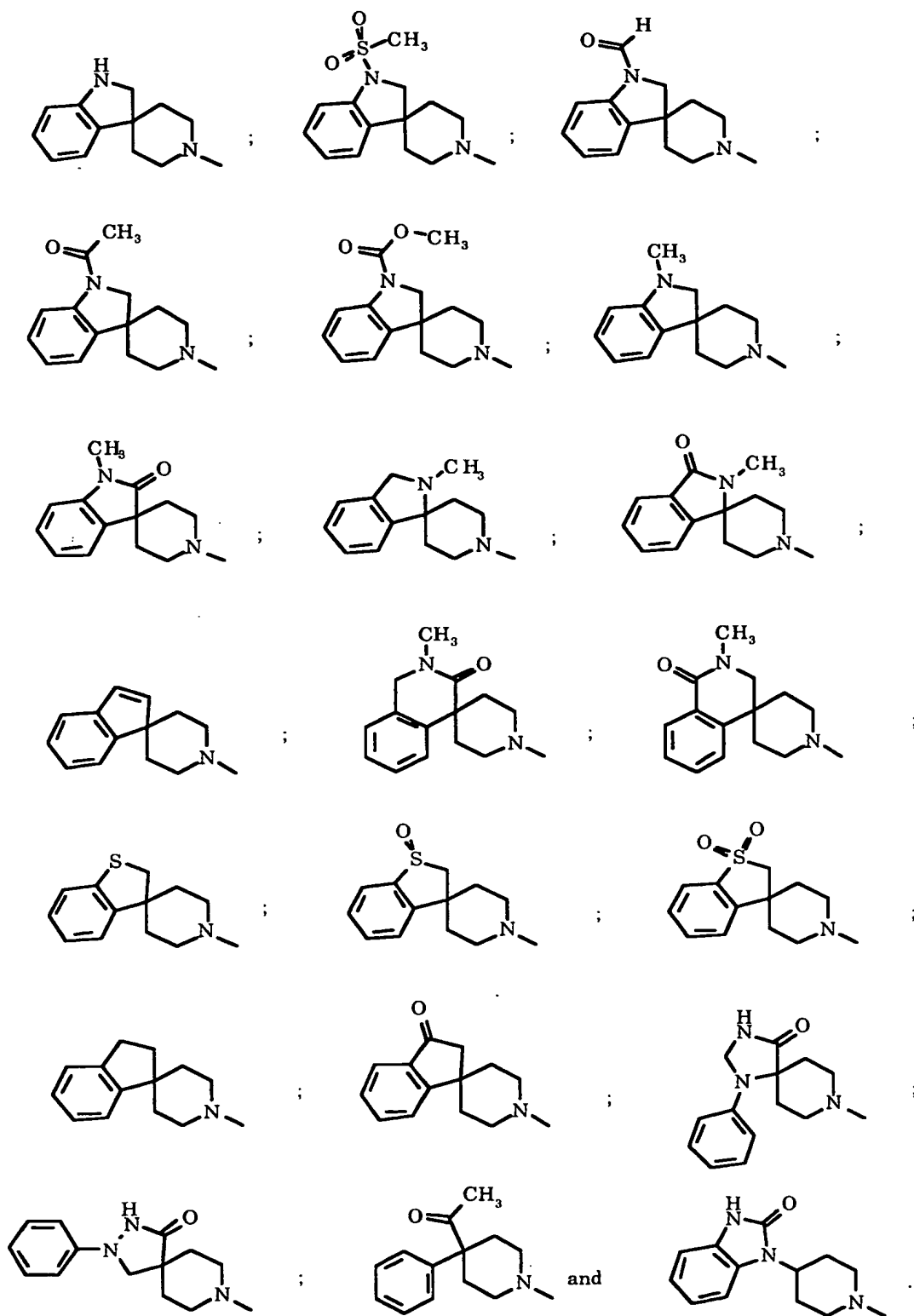
25. The method of Claim 19 wherein the compound m is 2, n is 1 and X is:

30



to give a group which is selected from:





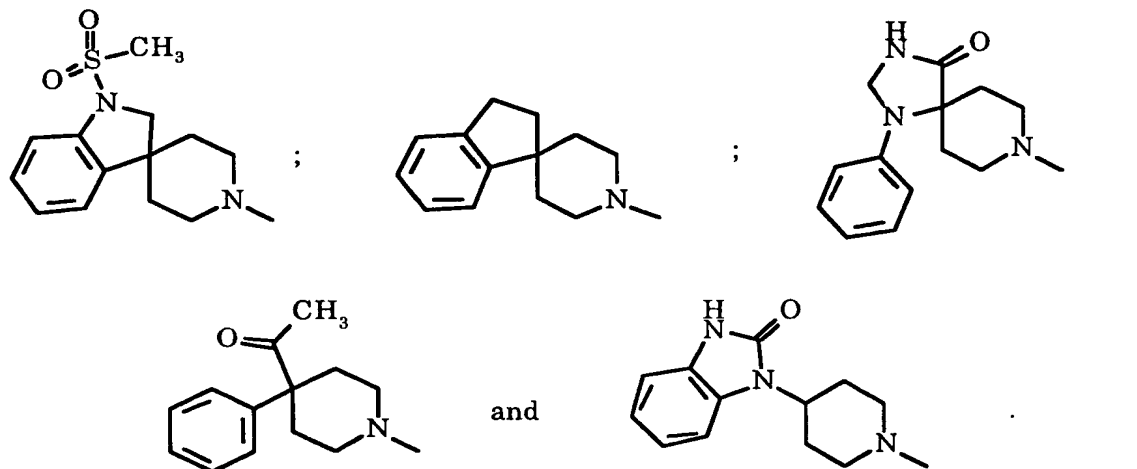
wherein each phenyl ring may be substituted by 1 or 2 substituents selected from:

- hydroxy, cyano,  $-C(O)NR^3R^4$ ,  $-NR^3R^4$ ,  $-NR^3COR^4$ , halogen, trifluoromethyl,  $C_{1-4}$ alkyl,  $-S(O)_pC_{1-4}$ alkyl and  $-C(O)R^3$ ,  
 5 where  $R^3$ ,  $R^4$  and  $p$  are as previously defined above.

26. The method of Claim 19 wherein the compound  $m$  is 2,  $n$  is 1 and  $X$  is:



to give a group which is selected from:



27. The method of Claim 19 wherein the compound is  
 15 selected from the group consisting of:

- 5-[3-{4,4-(*N*-sulfonamidomethyl-3,3-indolyl)piperidino}propyl]-5-[3,4-diphenyl]-1-benzylpiperidin-2-one;  
 5-[3-{4-(2-keto-1-benzimidazolyl)-piperidino}propyl]-5-[3,4-dichlorophenyl]-1-benzylpiperidin-2-one;

- 5-[3-{4-acetyl-4-phenyl-piperidino}propyl]-5-[3,4-dichlorophenyl]-1-benzylpiperidin-2-one;
- 5-[3-{1-phenyl-1,3,8-triazaspiro[4.5]decan-4-one}propyl]-5-[3,4-dichlorophenyl]-1-benzylpiperidin-2-one;
- 5 5-[3-{4,4-(*N*-sulfonamidomethyl-3,3-indolyl)piperidino}propyl]-5-[3,4-diphenyl]-1-benzoylpiperidine;
- 5-[3-{4-(2-keto-1-benzimidazoliny)-piperidino}propyl]-5-[3,4-dichlorophenyl]-1-benzoylpiperidine;
- 10 5-[3-{4-acetyl-4-phenyl-piperidino}propyl]-5-[3,4-dichlorophenyl]-1-benzoylpiperidine;
- 5-[3-{1-phenyl-1,3,8-triazaspiro[4.5]decan-4-one}propyl]-5-[3,4-dichlorophenyl]-1-benzoylpiperidine;
- 5-[3-{4,4-(1,1-indanyl)piperidino}propyl]-5-[3,4-diphenyl]-1-benzoylpiperidine;
- 15 or a pharmaceutically acceptable salt thereof.

INTERNATIONAL SEARCH REPORT

International application No.  
PCT/US98/01101

**A. CLASSIFICATION OF SUBJECT MATTER**  
 IPC(6) : Please See Extra Sheet.  
 US CL : Please See Extra Sheet.  
 According to International Patent Classification (IPC) or to both national classification and IPC

**B. FIELDS SEARCHED**  
 Minimum documentation searched (classification system followed by classification symbols)  
 U.S. : Please See Extra Sheet.

Documentation searched other than minimum documentation to the extent that such documents are included in the fields searched

Electronic data base consulted during the international search (name of data base and, where practicable, search terms used)  
 CAS- structure  
 APS- subclass image  
 DIALOG--chemokine receptor, HIV, AIDS

**C. DOCUMENTS CONSIDERED TO BE RELEVANT**

Category*	Citation of document, with indication, where appropriate, of the relevant passages	Relevant to claim No.
X -- Y	US 5,340,822 A (EDMONDS-ALT et al.) 23 August 1994, see entire document, especially column 31-35 examples 26-29.	1 --- 1-27
Y	US 5,350,852 A (EMONDS-ALT et al.) 27 September 1994, see entire document, especially column 31-34, table 6 and 7.	1-27
Y	US 5,434,158 A (SHAH) 18 July 1995, see entire document.	1-27
Y	US 5,559,132 A (MILLER) 24 September 1996, see entire document.	1-27
Y	US 5,589,489 A (SHENVI et al.) 31, December 1996, see entire document, especially columns 78-79 formula I-Ik.	1-27

Further documents are listed in the continuation of Box C.  See patent family annex.

* Special categories of cited documents:	*T* later document published after the international filing date or priority date and not in conflict with the application but cited to understand the principle or theory underlying the invention
*A* document defining the general state of the art which is not considered to be of particular relevance	*X* document of particular relevance; the claimed invention cannot be considered novel or cannot be considered to involve an inventive step when the document is taken alone
*E* earlier document published on or after the international filing date	*Y* document of particular relevance; the claimed invention cannot be considered to involve an inventive step when the document is combined with one or more other such documents, such combination being obvious to a person skilled in the art
*L* document which may throw doubts on priority claim(s) or which is cited to establish the publication date of another citation or other special reason (as specified)	*G* document member of the same patent family
*O* document referring to an oral disclosure, use, exhibition or other means	
*P* document published prior to the international filing date but later than the priority date claimed	

Date of the actual completion of the international search 06 APRIL 1998	Date of mailing of the international search report <b>27 APR 1998</b>
--	--

Name and mailing address of the ISA/US Commissioner of Patents and Trademarks Box PCT Washington, D.C. 20231 Facsimile No. (703) 305-3230	Authorized officer <b>CELIA CHANG</b> Telephone No. (703) 308-1235
---	--

## C (Continuation). DOCUMENTS CONSIDERED TO BE RELEVANT

Category*	Citation of document, with indication, where appropriate, of the relevant passages	Relevant to claim No.
A,P	US 5,635,510 A (BURKHOLDER et al.) 03 June 1997, see entire document.	1-26
Y	EP 0 673 928 A1 (SANOFI) 17 March 1995, see entire document.	1-27
Y	EP 0 714 891 A1 (ELI LILLY AND COMPANY) 05 June 1996, see entire document especially pages 36-39.	1-27
A,P	WO 97/10211 A1 (SANOFI) 20 March 1997, see entire document.	1-27
Y	Chem. abstr. Vol. 124 (Columbus, OH, USA), the abstract No. 124:53407, LOETSCHER et al. 'Activation of NK cells by CC chemokines. chemotaxis, ca <sup>2+</sup> mobilization, and enzyme release' J. Immunol. 1996, 156(1), 322-27	10-27
Y	Chem. abstr. Vol. 125 (Columbus, OH, USA), the abstract No. 125:299098, NAPOLITANO et al. 'Molecular cloning of TER1, a chemokine receptor-like gene expressed by lymphoid tissues' J. Immunol. 1996 157(7) 2759-2763.	1-27

**INTERNATIONAL SEARCH REPORT**

International application No.

PCT/US98/01101

**A. CLASSIFICATION OF SUBJECT MATTER:**

IPC (6):

IPC A61K 31/44, 31/445; C07D 211/06, 211/22, 221/20, 401/06, 401/14, 403/14

**A. CLASSIFICATION OF SUBJECT MATTER:**

US CL : 514/ 255, 278, 316, 322, 326, 327, 331; 544/360; 546/14, 19, 188, 190, 191, 194, 199, 208, 211

**B. FIELDS SEARCHED**

Minimum documentation searched

Classification System: U.S.

514/ 255, 278, 316, 322, 326, 327, 331; 544/360; 546/14, 19, 188, 190, 191, 194, 199, 208, 211